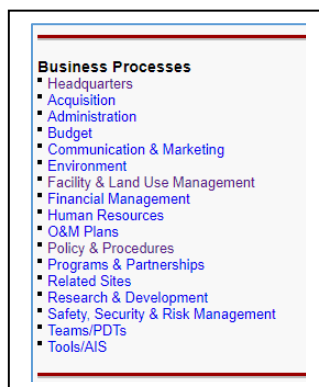


NRM Gateway 101 - Communication Tools for Corps Park Rangers

The Natural Resources Management (NRM) Gateway is a knowledge management-based website that provides information about Corps recreation, environmental stewardship, environmental compliance programs, and partnerships. This tool enhances communication within the NRM community and preserves the organization's institutional knowledge. The Visitors Page (Corps Lakes Gateway) offers public information about Corps lakes and recreation areas.

The NRM Gateway -- built by employees for employees -- integrates people, policies, programs, and practices. Explore Gateway information from the homepage via the Business Processes links on left menu, and the Tabs at the top ([click here](#) for a description of each tab). The [Index/Search](#) tab can be especially helpful to locate content within the Gateway.



Visitor Page (aka The Corps Lakes Gateway)

The Corps Lakes Gateway -- the public side of the website -- is refreshed annually utilizing data from Rec-Assessment updates. This provides consistent information about recreation opportunities across all Corps water resource projects. The site's individual project-level pages integrate 1) Corps-managed resources with those managed-by-others on Corps fee and easement lands; and 2) local community information recognizing partners, chambers of commerce, and other resources useful to the visitor. Corps Lakes Gateway's corporate branding supports other federal initiatives including www.Recreation.gov.

Communities of Practices pages

In addition to NRM program pages, the Gateway contains various Communities of Practice (CoPs) pages. Nearly every employee is a part of more than one CoP. The Park Ranger CoP workforce, for instance, is part of the two broader CoPs: Natural Resources Management (NRM) and Operations & Regulatory.

Park Ranger CoP

The Corps of Engineers Park Ranger Community of Practice (CoP) page can be accessed from the Gateway home page. This site contains beneficial information to enhance professionalism of every park ranger, from the new hire to the seasoned veteran. This CoP is supported by a CoP Advisory Board which routinely posts their activities.

SmartBook: The SmartBook provides an electronic directory making it easy to connect with others in your respective CoPs. Revamped in April 2021, the SmartBook includes members of the NRM, Park Ranger, and OPM CoPs. The SmartBook enhances communication with program points of contacts, subject matter experts, and other individuals. The SmartBook offers connections and workforce context information far beyond what a DLL mailing list or an Outlook search can produce. The SmartBook works best when everyone periodically reviews and updates their personal (and their team's) information regarding areas of expertise, PDT membership, location, and other organizational information. The SmartBook is only accessible from the army.mil network and requires CAC card for access.

Gateway Glimpse

Gateway Glimpses are virtual newsletters issued when there is a need for CoP Chairs or the Gateway Team to communicate with everyone in the CoP. These newsletters are distributed to every email address in the Glimpse mailing list. The distribution email addresses come from the SmartBook, supplemented by recipient actions to opt-out or opt-in.

- [Example Glimpse](#)
- [NRM Glimpse subscribe](#)

NRM Community Forums

You can link to the Forum from the Gateway home page under the Discussion Forums heading. This discussion area is "behind the castle" (on the army.mil network and requires CAC card for access) and therefore cannot be reached by the public. You can view content without registering but cannot comment until you create your own username and password. Although you must register to participate, usernames are not currently displayed along with the discussions.

Social Media


- Facebook:
 - [Corps Lakes](#) - open to the public for sharing information regarding Corps Lakes nationally
 - Corps Rangers - open only to Corps of Engineers Park Rangers
- YouTube:
 - [Corps Lakes](#) - open to the public, containing videos that apply to Corps Lakes nationally

NOTE: MOBILE PHONES offer a streamlined view of the NRM Gateway. Simply open the NRM Gateway link on your cell phone, then add an icon on your phone screen.

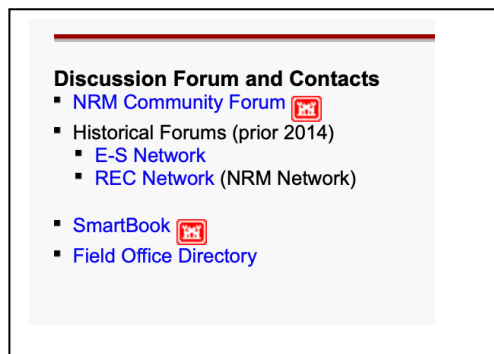
Gateway on the Go <https://corpslakes.erd.dren.mil/nrm-mobile.cfm>

Individual Action Items to Utilize NRM and Park Ranger Information and Communication Tools

1. Review posted information to learn what is on the NRM Gateway, including the [Visitor Page](#).
2. Sign up for communication tools from the NRM Gateway home page



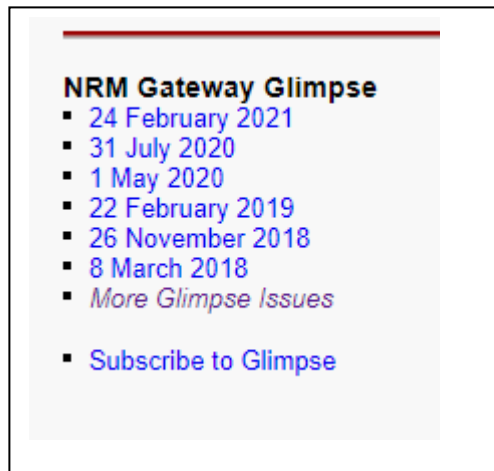
- **SOCIAL MEDIA**
 - a. YouTube - Check out our YouTube channel.
 - b. Facebook - Gain access to Corps Lakes and Corps Rangers Facebook pages by first logging into your personal Facebook account and then:
 - i. "Like" Corps Lakes
 - ii. "Friend" Corps Rangers (tell us that you are a Park Ranger at ??? Lake to expedite the process)



- **DISCUSSION FORUMS**

Register for the NRM Community Forum
- **SMARTBOOK CONTACTS**

SmartBook - Review your listing. First search for your name, which should retrieve your profile. If you are not listed, click "Add a new POC" and complete input of your information.



- NRM GLIMPSE
 - a. Click the dated links to view past issues
 - b. Use the "[Subscribe to Glimpse](#)" link to sign up for future issues.



3. Review the [Park Ranger CoP site](#)

Individual Action Items to Contribute to the NRM Gateway

1. Check out the submission forms by clicking the [GETS tab](#)
2. How to Share:
 - a. Submit a form with your: Good Enough to Share or Lesson Learned
 - b. Contact SME for topic of interest directly. For example, to contribute item to Visitor Assistance see "Content Subject Matter Expert" link at bottom left of [Visitor Assistance page](#)
 - c. Upload photos to the [Corps Photo Album](#)
 - d. Add public events to [Visitors Page calendar](#)
 - e. Submit items for the [Glossary](#)