








Condition Assessment Quick Guide for Gravel Roads

USACE FCI Score	OCA Grade	PASER Score	Description	Images	
7 Excellent	A	5	<ul style="list-style-type: none"> • No distress. • Dust controlled. • Excellent surface condition and ride. • New construction—or total reconstruction. • Excellent drainage. • Little or no maintenance needed. 		
6 Excellent to Good	A-	4	<ul style="list-style-type: none"> • Dust under dry conditions. • Moderate loose aggregate. • Slight washboarding. • Recently regraded. Good crown and drainage throughout. • Adequate gravel for traffic. • Routine grading and dust control may be needed. 	 	
5 Good	B	N/A	<ul style="list-style-type: none"> • Good Crown (4-6") • Gravel layer adequate (5-6") • Isolated areas of washboarding. • Little to no ruts or potholes • Culverts clear and functioning properly • Routine grading and dust control needed. 	 	


Condition Assessment Quick Guide for Gravel Roads

USACE FCI Score	OCA Grade	PASER Score	Description	Images
4 Good to Fair	B-	3	<ul style="list-style-type: none"> • Good crown (3"-6"). Adequate ditches on more than 50% of roadway. • Gravel layer mostly adequate but additional aggregate may be needed in some locations to correct washboarding or isolated potholes and ruts. • Some culvert cleaning needed. • Moderate washboarding (1"-2" deep) over 10%-25% of the area. • Moderate dust, partial obstruction of vision. • None or slight rutting (less than 1" deep). • An occasional small pothole (less than 2" deep). • Some loose aggregate (2" deep). 	

Condition Assessment Quick Guide for Gravel Roads

USACE FCI Score	OCA Grade	PASER Score	Description	Images
3 Fair	C	N/A	<ul style="list-style-type: none"> • Reduced roadway crown (2-3") • Adequate ditches about 50% of roadway with little overgrowth and/or erosion. • Less than 25% of area with little to no aggregate. Moderate loose aggregate (2-4" deep) • Light to moderate washboarding approx 3" deep. • Light rutting (2-3") in less than 10% of the area. • Shallow/small potholes (2" deep) over less than 10% of area. • Culverts contain some debris, but water flow not significantly impacted • Dust obscures visibility 	

Condition Assessment Quick Guide for Gravel Roads

USACE FCI Score	OCA Grade	PASER Score	Description	Images
2 Fair to Poor	C-	2	<ul style="list-style-type: none"> • Little or no roadway crown (less than 3"). • Adequate ditches on less than 50% of roadway. Portions of the ditches may be filled, overgrown and/or show erosion. • Some areas (25%) with little or no aggregate. • Culverts partially full of debris. • Moderate to severe washboarding (over 3" deep) over 25% of area. • Moderate rutting (1"-3"), over 10%-25% of area. • Moderate potholes (2"-4") over 10%-25% of area. • Severe loose aggregate (over 4"). 	
1 Poor to Failing	D-F	1	<ul style="list-style-type: none"> • No roadway crown or road is bowl shaped with extensive ponding. • Little if any ditching. Filled or damaged culverts. • Severe rutting (over 3" deep), over 25% of the area. Severe potholes (over 4" deep), over 25% of area. • Many areas (over 25%) with little or no aggregate. 	