










Condition Assessment Quick Guide for Asphalt Roads

USACE FCI Score	OCA Grade	PASER Score	Description	Images
<p align="center">7 Excellent</p>	<p align="center">A</p>	<p align="center">10-9</p>	<ul style="list-style-type: none"> • New Construction, recent overlay or like new • No defects 	
<p align="center">6 Excellent to Good</p>	<p align="center">A-</p>	<p align="center">8</p>	<ul style="list-style-type: none"> • Occasional transverse crack >40' apart. • All cracks tight (hairline). • Recent seal coat or slurry seal. • Few if any longitudinal cracks on joints 	

Condition Assessment Quick Guide for Asphalt Roads

USACE FCI Score	OCA Grade	PASER Score	Description	Images	
5 Good	B	7-6	<ul style="list-style-type: none"> • Longitudinal crack on paving joint open no greater than 2/1" • Transverse cracks 10-40' apart; Transverse cracks open up to 1/2". • Initial block cracking; blocks are large and stable • First signs of wear. Little to slight erosion, raveling. Slight polishing or flushing • Few if any patches in good condition 		
4 Good to Fair	B-	5	<ul style="list-style-type: none"> • Longitudinal cracks >1/2". • Transverse cracks >1/2". • Secondary cracks (crack raveling). < 50% of block cracking. • First signs of longitudinal cracks at edges. • Sound structural condition, patching/ wedging in good condition, moderate raveling and extensive flushing & polishing. 		

Condition Assessment Quick Guide for Asphalt Roads

USACE FCI Score	OCA Grade	PASER Score	Description	Images
3 Fair	C	4	<ul style="list-style-type: none"> • Longitudinal cracking in the wheel paths. • Rutting 1/2" - 1" deep. 50% block cracking. • First signs of structural weakening -severe surface raveling, multiple longitudinal & transverse cracks with slight crack erosion, and patching in fair condition 	 
2 Fair to Poor	C-	3	<ul style="list-style-type: none"> • < 25% alligator cracking (first signs). Moderate rutting • 1" - 2" deep. • Severe block cracking. Longitudinal & transverse cracks showing extensive crack erosion. Occasional potholes. Patches in fair/poor condition 	 
1 Poor to Failing	D-F	2-1	<ul style="list-style-type: none"> • >25% alligator cracking. • Severe rutting or distortion >2". • Closely spaced cracks with erosion. Frequent potholes. Extensive patches in poor condition. • Loss of surface integrity 	