



DEPARTMENT OF THE ARMY
U.S. ARMY CORPS OF ENGINEERS
441 G STREET, NW
WASHINGTON, DC 20314-1000

CECW-CO

MAY 25 2021

MEMORANDUM FOR MAJOR SUBORDINATE COMMANDERS, DISTRICT COMMANDERS
AND CHIEFS OF OPERATIONS

SUBJECT: 2021 Water Safety Message to Commanders

1. The U.S. Army Corps of Engineers (USACE) remains strongly committed to reducing public recreation accidents and fatalities. Our park rangers and managers do an outstanding job in protecting our visitors by providing safety education, guidance, and enforcement. During the COVID-19 pandemic, they have worked tirelessly to keep themselves and our visitors safe. I thank them for their efforts.
2. As we enter the primary recreation season with an expectation of continued increasing visitation, I ask that you reinforce our attention to water safety. In FY 2020, we experienced 167 public recreation fatalities. Regarding fatalities, over the past ten years, 88 percent were male, 85 percent were over the age of 18, and 89 percent were not wearing a life jacket. One life lost is too many, so stay persistent when delivering water safety messages to our visitors and work as one team supporting to reduce the number of fatalities on our waterways.
3. The "Life Jackets Worn...Nobody Mourns" campaign developed by the USACE National Operations Center for Water Safety in cooperation with the Corps of Engineers Natural Resources Education Foundation focuses our water safety program on the high-risk population of adult men. I encourage you to take full advantage of this campaign's resources that can be found at www.usace.army.mil/Missions/Civil-Works/Recreation/National-Water-Safety_Program/ and on the Please Wear It social media pages on Facebook, Instagram, and Twitter.
4. Additional information can be found on the Natural Resources Management Gateway website in the water safety section or by contacting Pam Doty, National Water Safety Program Manager, at 817-886-1727 or pamela.j.doty@usace.army.mil.

Encl

WILLIAM H. GRAHAM JR.
Major General, USA
Deputy Commanding General
for Civil and Emergency Operations



US Army Corps
of Engineers®

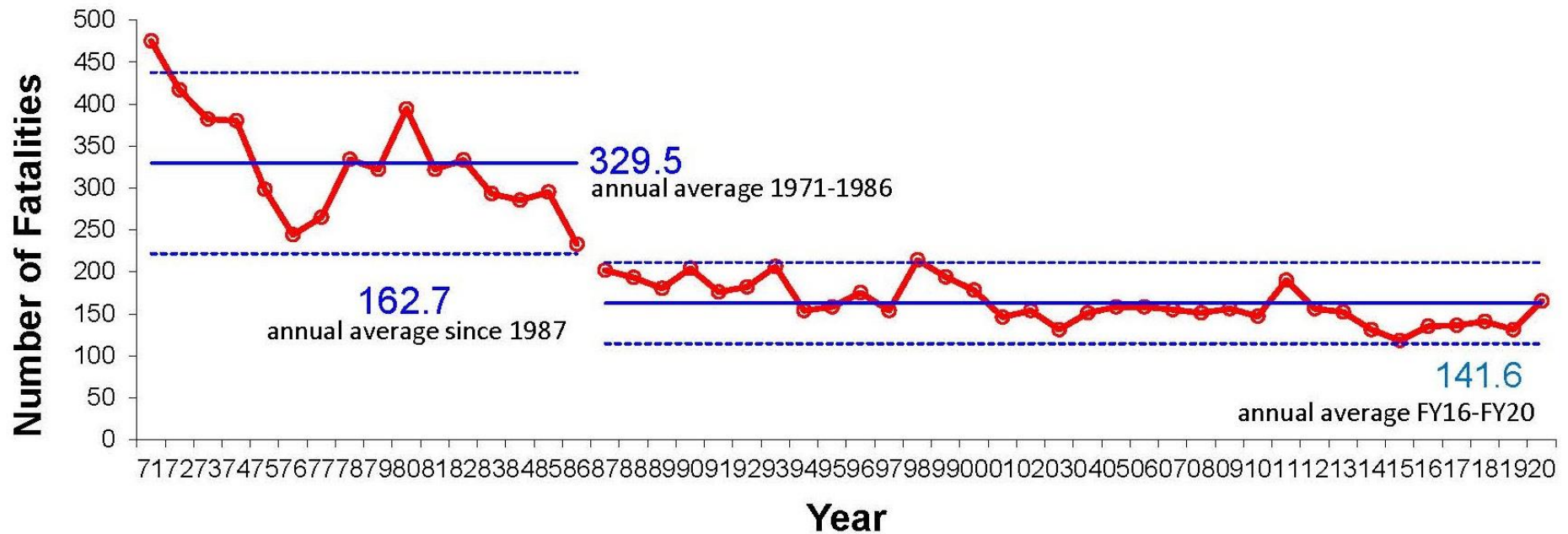
FY98-20

USACE Public Recreation Fatalities Information

30 Apr 2021

Enclosure
2021 Water Safety Message to Commanders

USACE Public Water-related Fatalities



- Note: -1971 Enactment of the Federal Boat Safety Act, the U.S. Coast Guard and the States began working within the forum of NASBLA, (National Association of Boating Law Administrators).
 -1986 USACE began promoting water safety nationwide through an annual, unified safety - education campaign.
 -1994 National Operations Center (NOC) for Water Safety established
 -1998 NOC began quantifying public fatality data

USACE Public Recreation Fatalities One-Page Summary FY98 - FY20

Activity Summary (Based on Codes)	Number	% of Total
Swimming Total	1585	44.09%
Designated Area	303	8.43%
Undesignated Area	1282	35.66%
Boating Total	1621	45.09%
Swimming	392	10.90%
Collision	181	5.03%
PWC	89	2.48%
Capsized	297	8.26%
Falls from Boat	444	12.35%
*****Other Boating	218	6.06%
Other Falls	252	7.01%
Other Recr Total	137	3.81%
TOTAL	3595	100.0%

Total Undesignated Swimming Area	46.6%
Total Falls Boat, Dock, Shore, etc.	19.4%

Category Summary					
Gender			*Wearing PFD		
415	Female	11.5%	YES	201	5.6%
3160	Male	87.9%	NO	3198	89.0%
20	Unknown	0.6%	Unknown	101	2.8%
3595	Total		*N/A	95	2.6%

Common Age Groupings					
13 and under	8%	303	**Alcohol/Drug	%	###Outgranted
Age14-17	9%	330	YES	645	18%
Age18-35	38%	1378	NO	1705	47%
Age36-53	24%	869	#SUSP	143	4%
Age 54 & Over	18%	654	Unk	1102	31%

10 Yr Age Groupings		
Age 0-9	5%	197
Age 10-20	21%	770
Age 21-30	21%	763
Age 31-40	15%	551
Age 41-50	13%	476
Age 51-60	11%	382
Age 61-70	7%	239
71 & Over	4%	156
Age Unknown	2%	61

**** Swimming Fatalities (incl boat&swim)			%
Designated Area	300		15%
Undesignated Area	1681		85%
Total Swimming Only	1981		
***Cause			
D = Drowning	3090		86.0%
T = Trauma	352		9.8%
DH = Hypothermia	56		1.6%
M = Medical	25		0.7%
*****CO = Carbon Monoxide	20		0.6%
U = Unknown	52		1.4%

Note:

* Not applicable category in PFD section started in FY06

**FY06-combined alcohol/drugs together so we could summarize prior data, assumed that if no alcohol reported then no drugs were involved

***Started tracking in FY06 - carbon monoxide as new cause

**** All swimming-related drownings (intentionally entering water) including boating & swimming when location is known

*****BAC, BAE, BAM,BAS (Control/Speed, Electrical, Carbon Monoxide, Skiing/Towing)

Started tracking "Suspected" Alcohol in 2010

Started including all public recreation-related fatalities in FY11

In FY18, started showing how many of the fatalities occurred in Outgranted areas.

USACE Public Recreation Fatalities One-Page Summary FY11 - FY20

Activity Summary (Based on Codes)	Number	% of Total
Swimming Total	603	40.15%
Designated Area	106	7.06%
Undesignated Area	497	33.09%
Boating Total	725	48.27%
Swimming	203	13.52%
Collision	59	3.93%
PWC	43	2.86%
Capsized	120	7.99%
Falls from Boat	188	12.52%
*****Other Boating	112	7.46%
Other Falls	117	7.79%
Other Recr Total	57	3.79%
TOTAL	1502	100.0%

Total Undesignated Swimming Area	46.6%
Total Falls Boat, Dock, Shore, etc.	20.3%

Category Summary					
Gender			*Wearing PFD		
183	Female	12.2%	YES	104	6.9%
1317	Male	87.7%	NO	1320	87.9%
2	Unknown	0.1%	Unknown	16	1.1%
1502	Total		*N/A	62	4.1%

Common Age Groupings			**Alcohol/Drug			###Outgranted		
13 and under	7%	105	YES	221	15%	YES	109	25%
Age14-17	7%	108	NO	535	36%	NO	335	75%
Age18-35	38%	575	#SUSP	126	8%			
Age36-53	25%	381	Unk	620	41%			
Age 54 & Over	22%	332						

10 Yr Age Groupings		
Age 0-9	5%	69
Age 10-20	18%	273
Age 21-30	22%	328
Age 31-40	16%	233
Age 41-50	14%	217
Age 51-60	12%	182
Age 61-70	9%	129
71 & Over	5%	70
Age Unknown	0%	1

**** Swimming Fatalities (incl boat&swim)			%
Designated Area	103		13%
Undesignated Area	707		87%
Total Swimming Only	810		
***Cause			
D = Drowning	1300		86.6%
T = Trauma	175		11.7%
DH = Hypothermia	13		0.9%
M = Medical	4		0.3%
*****CO = Carbon Monoxide	9		0.6%
U = Unknown	1		0.1%

Note:

* Not applicable category in PFD section started in FY06

**FY06-combined alcohol/drugs together so we could summarize prior data, assumed that if no alcohol reported then no drugs were involved

***Started tracking in FY06 - carbon monoxide as new cause

**** All swimming-related drownings (intentionally entering water) including boating & swimming when location is known

*****BAC, BAE, BAM,BAS (Control/Speed, Electrical, Carbon Monoxide, Skiing/Towing)

Started tracking "Suspected" Alcohol in 2010

Started including all public recreation-related fatalities in FY11

In FY18, started showing how many of the fatalities occurred in Outgranted areas.

USACE Public Recreation Fatality One-Page Summary FY19 Data

Activity Summary (Based on Codes)	FY19	FY19 % of Total				
Swimming Total	37	28.2%				
Designated Area	8	6.1%				
Undesignated Area	29	22.1%				
Boating Total	81	61.8%				
Swimming	20	15.3%				
Collision	6	4.6%				
PWC	6	4.6%				
Capsized	13	9.9%				
Falls from Boat	20	15.3%				
****Other Boating	16	12.2%				
Other Falls Total	13	9.9%				
Other Recreation	0	0.0%				
TOTAL	131					

Public Recreation Fatality Data Summary			
Gender	FY19		
Female	19	14.5%	
Male	112	85.5%	
Unknown	0	0.0%	
Total	131		

10 yr Age Grpgs	FY19		
Age 0-9	6.1%	8	
Age 10-20	10.7%	14	
Age 21-30	22.1%	29	
Age 31-40	16.0%	21	
Age 41-50	15.3%	20	
Age 51-60	12.2%	16	
Age 61-70	9.9%	13	
71 & Over	7.6%	10	
Age Unknown	0.0%	0	
Total		131	

Common Age Grps	FY19		
13 & under	6.9%	9	
Age14-17	5.3%	7	
Ages 18-35	32.8%	43	
Ages 36-53	27.5%	36	
Age 54 +	27.5%	36	

Activity Summary (Based on Codes)		FY19	FY19 % of Total		
Swimming Total		37	28.2%		
Designated Area		8	6.1%		
Undesignated Area		29	22.1%		
Boating Total		81	61.8%		
Swimming		20	15.3%		
Collision		6	4.6%		
PWC		6	4.6%		
Capsized		13	9.9%		
Falls from Boat		20	15.3%		
****Other Boating		16	12.2%		
Other Falls Total		13	9.9%		
Other Recreation		0	0.0%		
TOTAL		131			

Activity Summary (Based on Codes)		FY19	FY19 % of Total		
Swimming Total		37	28.2%		
Designated Area		8	6.1%		
Undesignated Area		29	22.1%		
Boating Total		81	61.8%		
Swimming		20	15.3%		
Collision		6	4.6%		
PWC		6	4.6%		
Capsized		13	9.9%		
Falls from Boat		20	15.3%		
****Other Boating		16	12.2%		
Other Falls Total		13	9.9%		
Other Recreation		0	0.0%		
TOTAL		131			

Activity Summary (Based on Codes)		FY19	FY19 % of Total		
Swimming Total		37	28.2%		
Designated Area		8	6.1%		
Undesignated Area		29	22.1%		
Boating Total		81	61.8%		
Swimming		20	15.3%		
Collision		6	4.6%		
PWC		6	4.6%		
Capsized		13	9.9%		
Falls from Boat		20	15.3%		
****Other Boating		16	12.2%		
Other Falls Total		13	9.9%		
Other Recreation		0	0.0%		
TOTAL		131			

Activity Summary (Based on Codes)		FY19	FY19 % of Total		
Swimming Total		37	28.2%		
Designated Area		8	6.1%		
Undesignated Area		29	22.1%		
Boating Total		81	61.8%		
Swimming		20	15.3%		
Collision		6	4.6%		
PWC		6	4.6%		
Capsized		13	9.9%		
Falls from Boat		20	15.3%		
****Other Boating		16	12.2%		
Other Falls Total		13	9.9%		
Other Recreation		0	0.0%		
TOTAL		131			

Activity Summary (Based on Codes)		FY19	FY19 % of Total		
Swimming Total		37	28.2%		
Designated Area		8	6.1%		
Undesignated Area		29	22.1%		
Boating Total		81	61.8%		
Swimming		20	15.3%		
Collision		6	4.6%		
PWC		6	4.6%		
Capsized		13	9.9%		
Falls from Boat		20	15.3%		
****Other Boating		16	12.2%		
Other Falls Total		13	9.9%		
Other Recreation		0	0.0%		
TOTAL		131			

Activity Summary (Based on Codes)		FY19	FY19 % of Total		
Swimming Total		37	28.2%		
Designated Area		8	6.1%		
Undesignated Area		29	22.1%		
Boating Total		81	61.8%		
Swimming		20	15.3%		
Collision		6	4.6%		
PWC		6	4.6%		
Capsized		13	9.9%		
Falls from Boat		20	15.3%		
****Other Boating		16	12.2%		
Other Falls Total		13	9.9%		
Other Recreation		0	0.0%		
TOTAL		131			

Activity Summary (Based on Codes)		FY19	FY19 % of Total		
Swimming Total		37	28.2%		
Designated Area		8	6.1%		
Undesignated Area		29	22.1%		
Boating Total		81	61.8%		
Swimming		20	15.3%		
Collision		6	4.6%		
PWC		6	4.6%		
Capsized		13	9.9%		
Falls from Boat		20	15.3%		
****Other Boating		16	12.2%		
Other Falls Total		13	9.9%		
Other Recreation		0	0.0%		
TOTAL		131			

Activity Summary (Based on Codes)		FY19	FY19 % of Total		
Swimming Total		37	28.2%		
Designated Area		8	6.1%		
Undesignated Area		29	22.1%		
Boating Total		81	61.8%		
Swimming		20	15.3%		
Collision		6	4.6%		
PWC		6	4.6%		
Capsized		13	9.9%		
Falls from Boat		20	15.3%		
****Other Boating		16	12.2%		
Other Falls Total		13	9.9%		
Other Recreation		0	0.0%		
TOTAL		131			

Activity Summary (Based on Codes)		FY19	FY19 % of Total		
Swimming Total		37	28.2%		
Designated Area		8	6.1%		
Undesignated Area		29	22.1%		
Boating Total		81	61.8%		
Swimming		20	15.3%		
Collision		6	4.6%		
PWC		6	4.6%		
Capsized		13	9.9%		
Falls from Boat		20	15.3%		
****Other Boating		16	12.2%		
Other Falls Total		13	9.9%		
Other Recreation		0	0.0%		
TOTAL		131			

Activity Summary (Based on Codes)		FY19	FY19 % of Total		
Swimming Total		37	28.2%		
Designated Area		8	6.1%		
Undesignated Area		29	22.1%		
Boating Total		81	61.8%		
Swimming		20	15.3%		
Collision		6	4.6%		
PWC		6	4.6%		
Capsized		13	9.9%		
Falls from Boat		20	15.3%		
****Other Boating		16	12.2%		
Other Falls Total		13	9.9%		
Other Recreation		0	0.0%		
TOTAL		131			

Activity Summary (Based on Codes)		FY19	FY19 % of Total		
Swimming Total		37	28.2%		
Designated Area		8	6.1%		
Undesignated Area		29	22.1%		
Boating Total		81	61.8%		
Swimming		20	15.3%		
Collision		6	4.6%		
PWC		6	4.6%		
Capsized		13	9.9%		
Falls from Boat		20	15.3%		
****Other Boating		16	12.2%		
Other Falls Total		13	9.9%		
Other Recreation		0	0.0%		
TOTAL		131			

Activity Summary (Based on Codes)		FY19	FY19 % of Total		
Swimming Total		37	28.2%		
Designated Area		8	6.1%		
Undesignated Area		29	22.1%		
Boating Total		81	61.8%		
Swimming		20	15.3%		
Collision		6	4.6%		
PWC		6	4.6%		
Capsized		13	9.9%		
Falls from Boat		20	15.3%		
****Other Boating		16	12.2%		
Other Falls Total		13	9.9%		
Other Recreation		0	0.0%		
TOTAL		131			

Activity Summary (Based on Codes)		FY19	FY19 % of Total		
Swimming Total		37	28.2%		
Designated Area		8	6.1%		
Undesignated Area		29	22.1%		
Boating Total		81	61.8%		
Swimming		20	15.3%		
Collision		6	4.6%		
PWC		6	4.6%		
Capsized		13	9.9%		
Falls from Boat		20	15.3%		
****Other Boating		16	12.2%		
Other Falls Total		13	9.9%		
Other Recreation		0	0.0%		
TOTAL		131			

Activity Summary (Based on Codes)		FY19	FY19 % of Total		
Swimming Total		37	28.2%		
Designated Area		8	6.1%		
Undesignated Area		29	22.1%		
Boating Total		81	61.8%		
Swimming		20	15.3%		
Collision		6	4.6%		
PWC		6	4.6%		
Capsized		13	9.9%		
Falls from Boat		20	15.3%		
****Other Boating		16	12.2%		
Other Falls Total		13	9.9%		
Other Recreation		0	0.0%		
TOTAL		131			

Activity Summary (Based on Codes)		FY19	FY19 % of Total		
Swimming Total		37	28.2%		
Designated Area		8	6.1%		
Undesignated Area		29	22.1%		
Boating Total		81	61.8%		
Swimming		20	15.3%		
Collision		6	4.6%		
PWC		6	4.6%		
Capsized		13	9.9%		
Falls from Boat		20	15.3%		
****Other Boating		16	12.2%		
Other Falls Total		13	9.9%		
Other Recreation		0	0.0%		
TOTAL		131			

Activity Summary (Based on Codes)		FY19	FY19 % of Total		
Swimming Total		37	28.2%		
Designated Area		8	6.1%		
Undesignated Area		29	22.1%		
Boating Total		81	61.8%		
Swimming		20	15.3%		
Collision		6	4.6%		
PWC		6	4.6%		
Capsized		13	9.9%		
Falls from Boat		20	15.3%		
****Other Boating		16	12.2%		
Other Falls Total		13	9.9%		
Other Recreation		0	0.0%		
TOTAL		131			

Activity Summary (Based on Codes)		FY19	FY19 % of Total		
Swimming Total		37	28.2%		
Designated Area		8	6.1%		
Undesignated Area		29	22.1%		
Boating Total		81	61.8%		
Swimming		20	15.3%		
Collision		6	4.6%		
PWC		6	4.6%		
Capsized		13	9.9%		
Falls from Boat		20	15.3%		
****Other Boating		16	12.2%		
Other Falls Total		13	9.9%		
Other Recreation		0	0.0%		
TOTAL		131			

Activity Summary (Based on Codes)		FY19	FY19 % of Total		
Swimming Total		37	28.2%		
Designated Area		8	6.1%		
Undesignated Area		29	22.1%		
Boating Total		81	61.8%		
Swimming		20	15.3%		
Collision		6	4.6%		
PWC		6	4.6%		
Capsized		13	9.9%		
Falls from Boat		20	15.3%		
****Other Boating		16	12.2%		
Other Falls Total		13	9.9%		
Other Recreation		0	0.0%		
TOTAL		131			

Activity Summary (Based on Codes)		FY19	FY19 % of Total		
Swimming Total		37	28.2%		
Designated Area		8	6.1%		
Undesignated Area		29	22.1%		
Boating Total		81	61.8%		
Swimming		20	15.3%		
Collision		6	4.6%		
PWC		6	4.6%		
Capsized		13	9.9%		
Falls from Boat		20	15.3%		
****Other Boating		16	12.2%		
Other Falls Total		13	9.9%		
Other Recreation		0	0.0%		
TOTAL		131			

Activity Summary (Based on Codes)		FY19	FY19 % of Total		
Swimming Total		37	28.2%		
Designated Area		8	6.1%		
Undesignated Area		29	22.1%		
Boating Total		81	61.8%		
Swimming		20	15.3%		
Collision		6	4.6%		
PWC		6	4.6%		
Capsized		13	9.9%		
Falls from Boat		20	15.3%		
****Other Boating		16	12.2%		
Other Falls Total		13	9.9%		
Other Recreation		0	0.0%		
TOTAL		131			

Activity Summary (Based on Codes)		FY19	FY19 % of Total		
Swimming Total		37	28.2%		
Designated Area		8	6.1%		
Undesignated Area		29	22.1%		
Boating Total		81	61.8%		
Swimming		20	15.3%		
Collision		6	4.6%		
PWC		6	4.6%		
Capsized		13	9.9%		
Falls from Boat					

Fatalities By Division

LRD 27 20.61%

MVD 12 9.16%

NAD 1 0.76%

NWD 9 6.87%

SAD 29 22.14%

SPD 5 3.82%

SWD 48 36.64%

Districts with most fatalities

SWF 25 19.08%

SAM 16 12.21%

LRN 13 9.92%

SWT 12 9.16%

LRL 12 9.16%

USACE Public Recreation Fatalities One-Page Summary FY20 Data

Activity Summary (Based on Codes)	FY20	FY20 % of Total				
Swimming Total	68	40.7%				
Designated Area	20	12.0%				
Undesignated Area	48	28.7%				
Boating Total	76	45.5%				
Swimming	27	16.2%				
Collision	3	1.8%				
PWC	4	2.4%				
Capsized	9	5.4%				
Falls from Boat	25	15.0%				
*****Other Boating	8	4.8%				
Other Falls Total	18	10.8%				
Other Recreation	5	3.0%				
TOTAL	167					

Fatalities By Division	
LRD 35	20.96%
MVD 8	4.79%
NAD 2	1.19%
NWD 13	7.78%
SAD 35	20.96%
SPD 4	2.40%
SWD 70	41.92%
Districts with most fatalities	
SWF 35	20.96%
SWT 30	17.96%
SAM 25	14.97%
LRN 20	11.98%
LRL 13	7.78%

Public Recreation Fatality Data Summary					
Gender	FY20		Wearing PFD	FY20	
Female	22	13.2%	YES	15	9.0%
Male	145	86.8%	NO	145	86.8%
Unknown	0	0.0%	Unknown	0	0.0%
Total	167		N/A	7	4.2%

10 yr Age Grpgs	FY20	
Age 0-9	6.0%	10
Age 10-20	19.2%	32
Age 21-30	25.1%	42
Age 31-40	16.2%	27
Age 41-50	9.6%	16
Age 51-60	10.8%	18
Age 61-70	7.2%	12
71 & Over	6.0%	10
Age Unknown	0.0%	0
Total		167

Alcohol/Drug	FY20	
YES	9	5.4%
NO	58	34.7%
SUSPECTED	14	8.4%
Unknown	86	51.5%

****Swimming Fatalities		FY20	Outgranted		%
Designated Area	19	20.0%	YES	36	21.6%
Undesignated Area	76	80.0%	NO	131	78.4%
Total	95				

Cause	FY20	
D = Drowning	150	89.8%
T = Trauma	12	7.2%
DH = Hypothermia	2	1.2%
M = Medical	0	0.0%
CO=Carbon Monoxide	3	1.8%
U = Unknown	0	0.0%

Note:		
**** All swimming-related drownings (intentionally entering water) including boating & swimming when location is known		
*****BAC, BAE, BAM,BAS (Control/Speed, Electrical, Carbon Monoxide, Skiing/Towing)		

Fatalities By Division

LRD 35 20.96%

MVD 8 4.79%

NAD 2 1.19%

NWD 13 7.78%

SAD 35 20.96%

SPD 4 2.40%

SWD 70 41.92%

Districts with most fatalities

SWF 35 20.96%

SWT 30 17.96%

SAM 25 14.97%

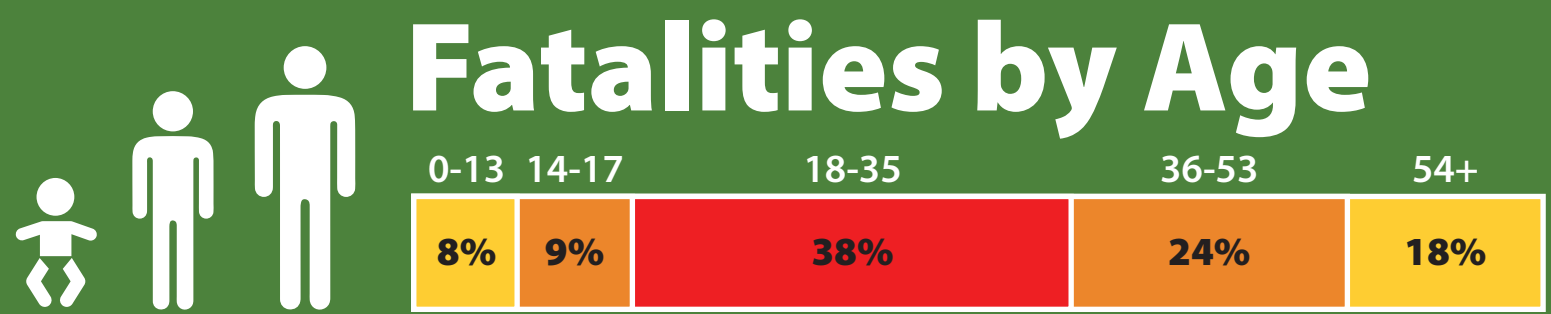
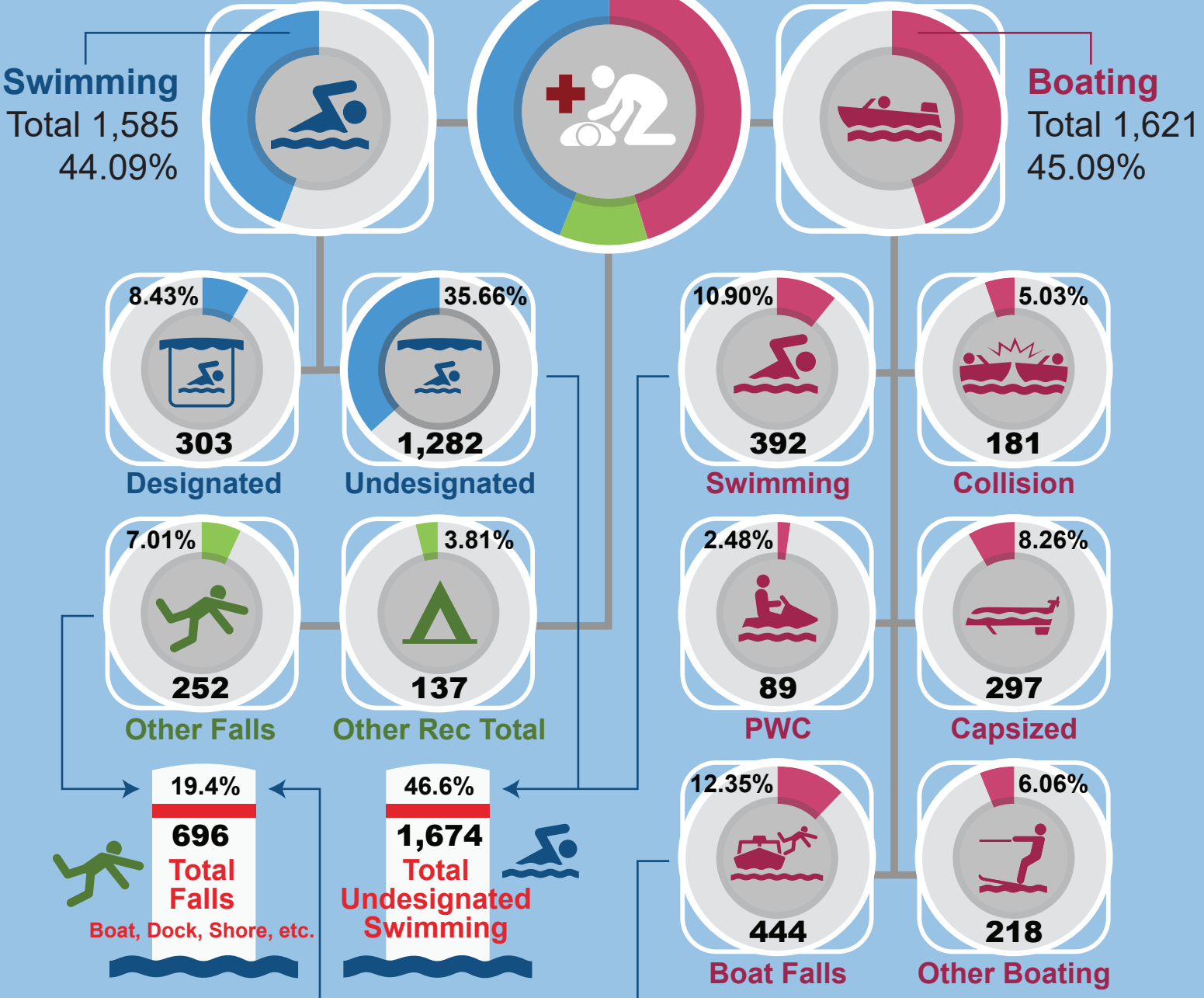
LRN 20 11.98%

LRL 13 7.78%


U.S. Army Corps of Engineers Public Recreation Fatalities *FY98-FY20

Total Fatalities
3,595

*Fiscal Year is OCT 01-SEP 30



U.S. Army Corps of Engineers Public Recreation Fatality Trends FY98-20



Gender: Male (88%)

Age: 18-35 (38%) 36-53 (24%)

Not Wearing a Life Jacket: 89%

Activity:

Boating: 45%

Falls from boat: 12%

Swimming in association with: 11%

Capsized: 8%

Collision: 5%

PWC: 3%

Other: 6% (control/speed, CO, skiing/tubing)

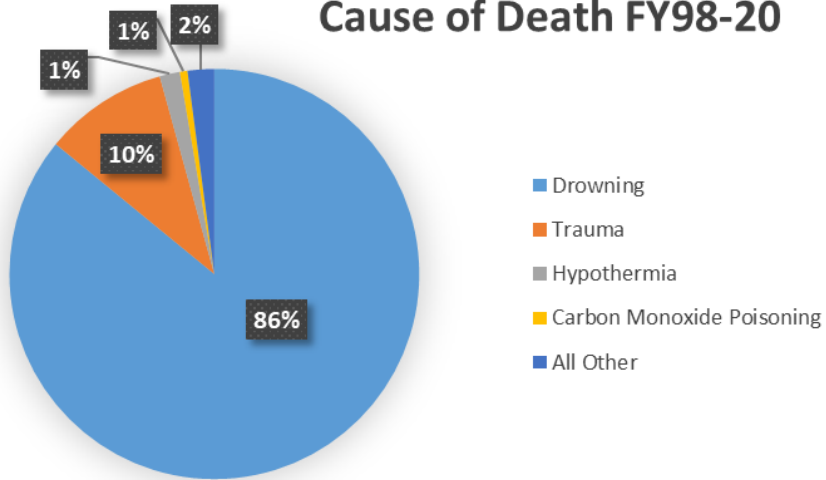
Swimming: 44%

Undesignated area: 36%

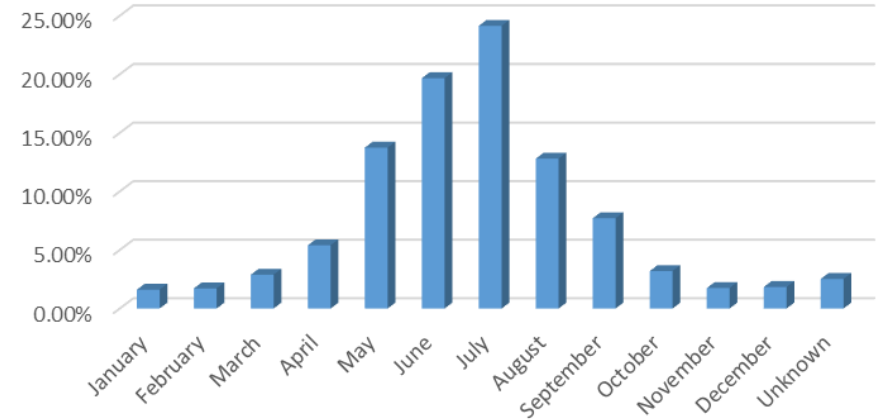
Designated area: 8%

Other Falls: 7%

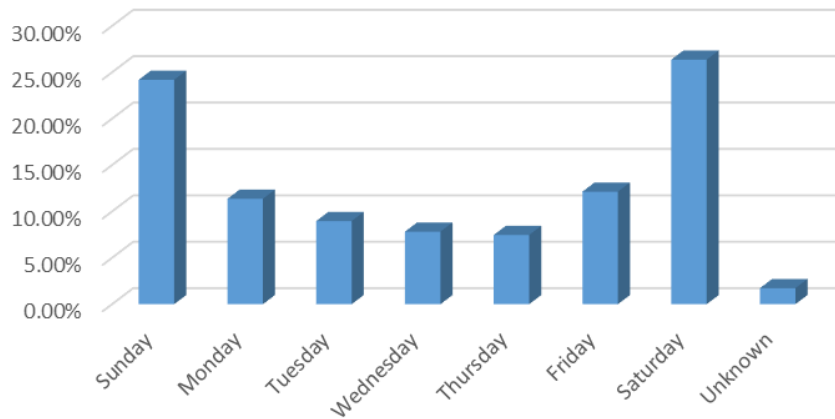
Cause of Death FY98-20



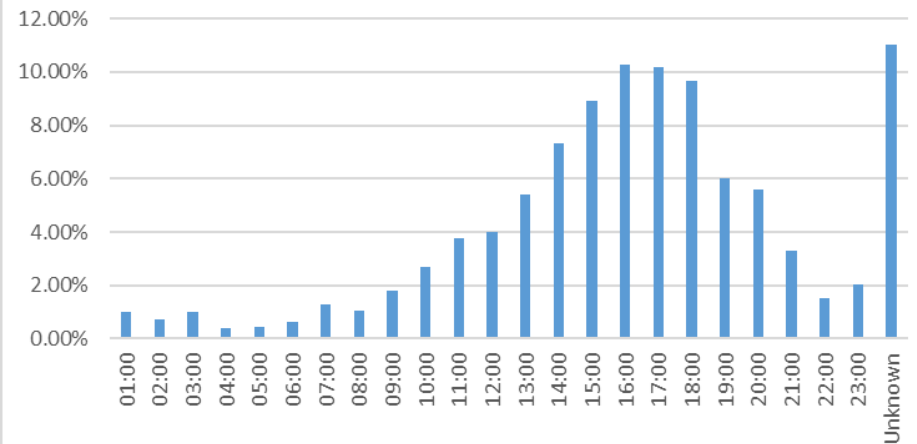
FY98-20 Fatalities by Month



FY98-20 Fatalities by Day



FY98-20 Time of Fatalities



Corps of Engineers Public Recreation Fatalities FY98 - FY20																												
Division	District		1998	1999	2000	2001	2002	2003	2004	2005	2006	2007	2008	2009	2010	2011	2012	2013	2014	2015	2016	2017	2018	2019	2020	Total	Average	
Great Lakes and Ohio River																												
	Buffalo	LRB	0	0	0	0	0	0	0	0	0	0	0	0	0	0	0	0	0	0	0	0	0	0	0	0	0	0.0
	Chicago	LRC	0	0	0	0	0	0	0	0	0	0	0	0	0	0	0	0	0	0	0	0	0	0	0	0	0	0.0
	Detroit	LRE	0	0	0	0	0	0	0	1	0	0	0	0	0	0	0	0	0	0	0	0	0	0	0	1	0.0	
	Huntington	LRH	7	4	3	7	10	2	0	6	7	3	1	5	4	3	5	3	1	8	4	3	6	1	2	95	4.1	
	Louisville	LRL	6	6	3	2	3	4	5	10	14	7	8	9	6	4	9	9	7	9	7	6	4	12	13	163	7.1	
	Nashville	LRN	21	17	17	10	11	5	11	13	16	16	11	14	15	19	10	14	18	14	13	17	17	13	20	332	14.4	
	Pittsburgh	LRP	6	2	2	3	0	0	0	0	0	1	3	4	6	1	5	5	1	2	1	4	3	1	0	50	#NAME?	
TOTAL	LRD	40	29	25	22	24	11	16	30	37	27	23	32	31	27	29	31	27	33	25	30	30	27	35	641	27.9		
Mississippi Valley																												
	Vicksburg	MVK	12	10	8	9	2	7	8	4	1	4	5	2	9	2	4	4	0	1	4	0	4	5	3	108	4.7	
	Memphis	MVM	0	0	0	0	0	0	0	0	0	0	0	0	0	0	0	0	0	0	0	0	0	0	0	0	0.0	
	New Orleans	MVN	0	0	0	0	0	0	0	0	0	0	0	0	0	2	1	0	0	0	0	0	0	0	1	4	0.2	
	St. Paul	MVP	0	0	0	0	1	1	2	0	0	5	0	0	0	0	0	0	0	0	0	0	0	0	0	9	0.4	
	Rock Island	MVR	1	5	0	0	1	2	1	2	8	3	2	0	1	0	2	3	5	2	2	0	1	5	0	46	2.0	
	St. Louis	MVS	11	3	2	3	2	5	1	5	3	8	1	2	5	4	3	2	3	3	2	3	3	2	4	80	3.5	
TOTAL	MVD	24	18	10	12	6	15	12	11	12	20	8	4	15	8	10	9	8	6	8	3	8	12	8	247	10.7		
North Atlantic																												
	Baltimore	NAB	1	1	0	0	0	0	2	3	1	2	1	0	1	2	4	2	2	2	2	1	0	0	1	28	1.2	
	New England	NAE	0	1	0	0	1	1	0	1	2	0	0	0	1	2	0	0	1	0	3	0	0	1	0	14	0.6	
	New York	NAN	0	0	0	0	0	0	0	0	0	0	0	0	0	0	0	0	0	0	0	0	0	0	0	0	0.0	
	Norfolk	NAO	0	0	0	0	0	0	0	0	1	0	0	0	0	0	0	0	0	0	0	0	0	0	0	1	0.0	
	Philadelphia	NAP	0	3	1	2	0	0	0	1	0	1	0	1	0	2	0	0	0	0	0	0	1	0	0	1	13	0.6
TOTAL	NAD	1	5	1	2	1	1	2	5	4	3	1	1	2	6	4	2	3	2	5	2	0	1	2	56	2.4		
Northwestern																												
	Kansas City	NWK	6	14	4	2	9	9	8	11	12	5	5	7	9	7	6	16	10	6	5	5	5	1	6	168	7.3	
	Omaha	NWO	3	8	8	3	5	1	3	2	3	3	4	2	1	4	9	7	3	8	3	6	9	5	4	104	4.5	
	Portland	NWP	8	2	4	0	1	5	2	4	3	5	4	5	2	1	2	1	0	4	2	2	3	3	2	65	2.8	
	Seattle	NWS	0	1	0	0	0	0	0	0	0	0	0	0	0	0	0	0	1	0	0	0	0	0	0	2	0.1	
	Walla Walla	NWW	0	2	2	2	1	1	2	5	7	1	2	3	4	2	2	1	1	0	1	1	4	0	1	45	2.0	
TOTAL	NWD	17	27	18	7	16	16	15	22	25	14	15	17	16	14	19	25	15	18	11	14	21	9	13	384	16.7		
Pacific Ocean																												
	Alaska	POA	4	0	1	0	0	0	0	0	0	1	0	0	0	0	0	0	0	0	0	0	0	0	0	6	0.3	
TOTAL	POD	4	0	1	0	0	0	0	0	0	0	1	0	0	0	0	0	0	0	0	0	0	0	0	0	6	0.3	
South Atlantic																												
	Charleston	SAC	0	0	0	0	0	0	0	0	0	0	0	0	0	0	0	0	0	0	0	0	0	0	0	0	0.0	
	Jacksonville	SAJ	0	2	3	0	0	0	2	2	0	0	2	5	1	2	1	1	4	2	0	1	0	0	0	29	1.3	
	Mobile	SAM	19	33	15	13	20	16	22	18	18	24	23	16	17	31	21	17	24	14	22	21	17	16	25	462	20.1	
	Savannah	SAS	13	12	7	10	9	6	10	3	4	8	8	3	10	9	8	5	7	7	7	6	8	10	2	172	7.5	
	Wilmington	SAW	11	4	10	6	8	5	8	1	5	4	9	10	2	5	3	6	4	3	3	7	4	3	8	129	5.6	
TOTAL	SAD	43	51	35	29	37	27	42	24	27	36	42	34	30	47	33	29	36	28	34	34	30	29	35	792	34.4		
South Pacific																												
	Albuquerque	SPA	2	2	3	4	1	0	4	2	1	0	2	0	0	2	2	1	0	0	1	3	3	0	1	34	1.5	
	Sacramento	SPK	5	1	2	8	7	5	6	5	2	4	0	4	3	8	3	2	2	1	0	6	4	3	3	84	3.7	
	Los Angeles	SPL	0	0	0	0	0	0	0	0	1	0	0	0	0	0	0	0	0	0	0	0	0	0	0	1	0.0	
	San Francisco	SPN	5	0	3	1	1	1	1	1	2	1	0	6	0	0	0	1	0	1	0	2	1	2	0	29	1.3	
TOTAL	SPD	12	3	8	13	9	6	11	8	6	5	2	10	3	10	5	4	2	2	1	11	8	5	4	148	6.4		
Southwestern																												
	Fort Worth	SWF	35	30	43	30	26	22	23	23	23	16	33	30	27	40	25	24	26	14	25	21	30	25	35	626	27.2	
	Galveston	SWG	0	0	0	0	0	0	0	0	0	0	0	0	0	0	0	0	1	0	0	0	0	4	0	5	0.2	
	Little Rock	SWL	17	15	9	10	20	14	18	17	10	13	3	15	7	11	15	19	17	6	16	7	5	7	5	276	12.0	
	Tulsa	SWT	21	16	28	21	15	19	12	18	14	20	24	13	16	34	17	19	7	12	14	18	14	12	30	414	18.0	
TOTAL	SWD	73	61	80	61	61	55	53	58	47	49	60	58	50	85	57	62	51	32	55	46	49	48	70	1321	57.4		
Nationwide																												
	TOTAL	COE	214	194	178	146	154	131	151	158	158	155	151	156	147	197	157	162	142	121	139	140	146	131	167	3595	156.3	
			1998	1999	2000	2001	2002	2003	2004	2005	2006	2007	2008	2009	2010	2011	2012	2013	2014	2015	2016	2017	2018	2019	2020		Average	
	Change			-9%	-8%	-18%	5%	-15%	15%	5%	0%	-2%	-3%	3%	-6%	34%	-20%	3%	-12%	-15%	15%	1%	4%	-10%	27%			
			Note: Started recording all public recreation fatalities in FY11, prior to that only water-related																									

LRD Public Recreation Fatalities One-Page Summary FY98 - FY20

Activity Summary (Based on Codes)	Number	% of Total
Swimming Total	252	39.31%
Designated Area	50	7.80%
Undesignated Area	202	31.51%
Boating Total	319	49.77%
Swimming	67	10.45%
Collision	50	7.80%
PWC	14	2.18%
Capsized	43	6.71%
Falls from Boat	102	15.91%
****Other Boating	43	6.71%
Other Falls Total	50	7.80%
Other Recreation	20	3.12%

TOTAL 641

Total Undesignated Swimming Area	41.97%
Total Falls Boat, Shore, etc.	23.71%

###Outgranted	%
YES	18 20%
NO	74 80%
92	

LRD Recreation Fatality Data Summary FY98 - FY20

Gender		%
Female	76	11.9%
Male	564	88.0%
Unknown	1	0.2%
Total	641	

Wearing PFD		%
YES	38	5.9%
NO	577	90.0%
Unknown	13	2.0%
*N/A	13	2.0%
641		

10 yr Age Groupings		
Age 0-9	5%	32
Age 10-20	21%	136
Age 21-30	19%	124
Age 31-40	15%	95
Age 41-50	15%	98
Age 51-60	11%	71
Age 61-70	7%	43
71 & Over	5%	29
Age Unknown	2%	13
Total		641

**Alcohol/Drug		%
YES	124	19.3%
NO	240	37.4%
#Suspected	31	4.8%
Unknown	246	
641		

**** Swimming Fatalities (includes boat/swim)		%
Designated Area	49	15.2%
Undesignated Area	273	84.8%
Total	322	

Other Common Age Groupings		
13 & under	7%	46
Age14-17	7%	44
Ages 18-35	39%	250
Ages 36-53	26%	164
Age 54 & Over	19%	124
Age Unknown	2%	13

Cause		
D = Drowning	560	87.4%
T = Trauma	58	9.0%
DH = Hypothermia	5	0.8%
M = Medical	4	0.6%
***CO = Carbon Monoxide	3	0.5%
U = Unknown	11	1.7%

Note:

641

* Not applicable category in PFD section started in FY06

**FY06-combined alcohol/drugs together so we could summarize previous data, assumed that if no alcohol reported then no drugs were involved

***Started tracking in FY06 - carbon monoxide as new cause

**** All swimming-related drownings including swimming around boats when location is known

*****BAC, BAE, BAM,BAS (Control/Speed, Electrical, Carbon Monoxide, Skiing/Towing)

Started tracking "Suspected" Alcohol in 2010

Started including all public recreation-related fatalities in FY11

In FY18, started showing how many of the fatalities occurred in Outgranted areas.

641

MVD Public Recreation Fatalities One-Page Summary FY98 - FY20

Activity Summary (Based on Codes)	Number	% of Total
Swimming Total	87	35.22%
Designated Area	38	15.38%
Undesignated Area	49	19.84%
Boating Total	129	52.23%
Swimming	39	15.79%
Collision	22	8.91%
PWC	4	1.62%
Capsized	15	6.07%
Falls from Boat	37	14.98%
*****Other Boating	12	4.86%
Other Falls Total	20	8.10%
Other Recreation	11	4.45%

TOTAL 247

Total Undesignated Swimming Area	35.63%
Total Falls Boat, Shore, etc.	23.08%

###Outgranted	%
YES	1 4%
NO	27 96%
28	

MVD Recreation Fatality Data Summary FY98 - FY20

Gender		%
Female	31	12.6%
Male	216	87.4%
Unknown	0	0.0%
Total	247	

*Wearing PFD		%
YES	16	6.5%
NO	222	89.9%
Unknown	6	2.4%
*N/A	3	1.2%
247		

10 yr Age Groupings		
Age 0-9	6%	14
Age 10-20	20%	50
Age 21-30	17%	43
Age 31-40	15%	38
Age 41-50	13%	33
Age 51-60	13%	32
Age 61-70	7%	18
71 & Over	6%	14
Age Unknown	2%	5
Total		247

**Alcohol/Drug		%
YES	44	18%
NO	122	49%
**** Suspected	6	2%
Unk	75	30%

****Swimming Fatalities (includes boat/swim)		%
Designated Area	38	32%
Undesignated Area	88	75%
Total	126	

Other Common Age Groupings		
13 & under	10%	24
Age14-17	9%	22
Ages 18-35	33%	82
Ages 36-53	23%	56
Age 54 & Over	23%	58

Cause		
D = Drowning	218	88.3%
T = Trauma	22	8.9%
DH = Hypothermia	5	2.0%
M = Medical	1	0.4%
***CO = Carbon Monoxide	1	0.4%
U = Unknown	0	0.0%

247

Note:

* Not applicable category in PFD started section in FY06

**FY06-combined alcohol/drugs together so we could summarize with previous data, assumed that if no alcohol reported then no drugs were involved

***Started tracking in FY06 - carbon monoxide as new cause

**** All swimming-related drownings including swimming around boats when location is known

*****BAC, BAE, BAM,BAS (Control/Speed, Electrical, Carbon Monoxide, Skiing/Towing)

Started tracking "Suspected" Alcohol in 2010

Started including all public recreation-related fatalities in FY11

In FY18, started showing how many of the fatalities occurred in Outgranted areas.

NAD Public Recreation Fatalities One-Page Summary FY98 - FY20

Activity Summary (Based on Codes)	Number	% of Total
Swimming Total	25	44.64%
Designated Area	3	5.36%
Undesignated Area	22	39.29%
Boating Total	23	41.07%
Swimming	5	8.93%
Collision	5	8.93%
PWC	0	0.00%
Capsized	6	10.71%
Falls from Boat	2	3.57%
*****Other Boating	5	8.93%
Other Falls Total	2	3.57%
Recr-not water	6	10.71%

TOTAL 56

Total Undesignated Swimming Area	48.21%
Total Falls Boat, Shore, etc.	7.14%

###Outgranted	%
YES	1 0%
NO	2 0%
	3

NAD Recreation Fatality Data Summary FY98 - FY20

Gender		%
Female	8	14.3%
Male	48	85.7%
Unknown	0	0.0%
Total	56	

Wearing PFD		%
YES	2	3.6%
NO	44	78.6%
Unknown	4	7.1%
*N/A	6	10.7%
	56	

10 yr Age Groupings		%
Age 0-9	4%	2
Age 10-20	20%	11
Age 21-30	18%	10
Age 31-40	9%	5
Age 41-50	11%	6
Age 51-60	20%	11
Age 61-70	4%	2
71 & Over	11%	6
Age Unknown	5%	3
Total	100%	56

**Alcohol/Drug		%
YES	4	7%
NO	25	45%
# SUSPECTED	2	4%
Unknown	25	45%

****Swimming Fatalities(incl boat, swim)		%
Designated Area	3	10%
Undesignated Area	27	90%
Total Swimming	30	

Other Common Age Groupings		%
13 & under	4%	2
Age14-17	18%	10
Ages 18-35	23%	13
Ages 36-53	20%	11
Age 54 +	30%	17
	56	

Cause		%
D = Drowning	41	73.2%
T = Trauma	8	14.3%
DH = Hypothermia	2	3.6%
M = Medical	3	5.4%
***CO = Carbon Monoxide	1	1.8%
U = Unknown	1	1.8%
	56	100%

Note:

* Not applicable category in PFD section started in FY06

**FY06-combined alcohol/drugs together so we could summarize with previous data, assumed that if no alcohol reported then no drugs were involved

***Started tracking in FY06 - carbon monoxide as new cause

**** Includes all swimming-related drownings even around boats when location is known

*****BAC, BAE, BAM,BAS (Control/Speed, Electrical, Carbon Monoxide, Skiing/Towing)

Started tracking "Suspected" Alcohol in 2010

Started including all public recreation-related fatalities in FY11

In FY18, started showing how many of the fatalities occurred in Outgranted areas.

NWD Public Recreation Fatalities One-Page Summary FY98 - FY20

Activity Summary (Based on Codes)	Number	% of Total
Swimming Total	140	36%
Designated Area	24	6%
Undesignated Area	116	30%
Boating Total	182	47%
Swimming	46	12%
Collision	17	4%
PWC	12	3%
Capsized	44	11%
Falls from Boat	40	10%
*****Other Boating	23	6%
Other Falls	31	8%
Other Recreation	31	8%

384

Total Undesignated Swimming Area	42%
Total Falls Boat, Shore, etc.	18%

###Outgranted	%
YES	17 40%
NO	26 60%

43

NWD Water-Related Fatality Data Summary FY98 - FY20

Gender		%
Female	41	11%
Male	340	89%
Unknown	3	1%
Total	384	

Wearing PFD		%
YES	20	5%
NO	326	85%
Unknown	22	6%
*N/A	16	4%

384

10 yr Age Groupings		%
Age 0-9	5%	20
Age 10-20	18%	71
Age 21-30	19%	72
Age 31-40	15%	59
Age 41-50	15%	56
Age 51-60	10%	39
Age 61-70	8%	29
71 & Over	8%	30
Age Unknown	2%	8
Total		384

**Alcohol/Drug		%
YES	85	22%
NO	169	44%
#Suspected	15	4%
Unk	115	30%
	384	

Swimming Fatalities (include boat/swim) %		****
Designated Area	24	13%
Undesignated Area	163	87%
Total	187	

Other Common Age		%
13 & under	7%	26
Age14-17	9%	35
Ages 18-35	33%	128
Ages 36-53	26%	101
Age 54 & Over	22%	86

Cause			
D = Drowning		306	79.7%
T = Trauma		44	11.5%
DH = Hypothermia		13	3.4%
M = Medical		2	0.5%
***CO = Carbon Monoxide		7	1.8%
U = Unknown		12	3.1%

384

384

100%

Note:

* Not applicable category started in PFD section in FY06

**FY06-combined alcohol/drugs together so we could summarize previous data, assumed that if no alcohol reported then no drugs were involved

***Started tracking in FY06 - carbon monoxide as new cause

**** All swimming-related drownings including boating & swimming when location is known

*****BAC, BAE, BAM,BAS (Control/Speed, Electrical, Carbon Monoxide, Skiing/Towing)

Started tracking "Suspected" Alcohol in 2010

Started including all public recreation-related fatalities in FY11

In FY18, started showing how many of the fatalities occurred in Outgranted areas.

SAD Public Recreation Fatalities One-Page Summary FY98 - FY20

Activity Summary (Based on Codes)	Number	% of Total
Swimming Total	369	46.59%
Designated Area	66	8.33%
Undesignated Area	303	38.26%
Boating Total	335	42.30%
Swimming	72	9.09%
Collision	31	3.91%
PWC	20	2.53%
Capsized	50	6.31%
Falls from Boat	98	12.37%
*****Other Boating	64	8.08%
Other Falls Total	69	8.71%
Other Recreation	19	2.40%

TOTAL 792

###Outgranted		%
YES	25	27%
NO	69	73%
	94	

SAD Recreation Fatality Data Summary FY98 - FY20

Gender		%
Female	86	10.9%
Male	701	88.5%
Unknown	5	0.6%
Total	792	

Wearing PFD		%
YES	33	4.2%
NO	732	92.4%
Unknown	14	1.8%
*N/A	13	1.6%
	792	

10 yr Age Groupings		%
Age 0-9	5%	39
Age 10-20	22%	175
Age 21-30	22%	178
Age 31-40	14%	110
Age 41-50	12%	95
Age 51-60	12%	92
Age 61-70	8%	64
71 & Over	3%	27
Age Unknown	2%	12
Total		792

**Alcohol/Drug		%
YES	113	14.3%
NO	400	50.5%
Suspected	33	4.2%
Unknown	246	31.1%
	792	

****Swimming Fatalities (incl boat & swim)		%
Designated Area	66	15.0%
Undesignated Area	374	85.0%
Total Swimming	440	

Other Common Age Groupings		%
13 & under	8%	65
Age14-17	10%	78
Ages 18-35	39%	309
Ages 36-53	23%	181
Age 54 & Over	19%	147

Cause			%
D = Drowning		687	87%
T = Trauma		82	10%
DH = Hypothermia		2	0%
M = Medical		5	1%
***CO = Carbon Monoxide		6	1%
U = Unknown		10	1%

Note:

* Not applicable category in PFD section started in FY06

**FY06-combined alcohol/drugs together so we could summarize with previous data, assumed that if no alcohol reported then no drugs were involved

***Started tracking in FY06 - carbon monoxide as new cause

**** Includes swimming-related drownings even boat/swim when location is known

*****BAC, BAE, BAM,BAS (Control/Speed, Electrical, Carbon Monoxide, Skiing/Towing)

Started tracking "Suspected" Alcohol in 2010

Started including all public recreation-related fatalities in FY11

In FY18, started showing how many of the fatalities occurred in Outgranted areas.

792

SPD Public Recreation Fatalities One-Page Summary FY98 - FY20

Activity Summary (Based on Codes)	Number	% of Total
Swimming Total	72	48.65%
Designated Area	3	2.03%
Undesignated Area	69	46.62%
Boating Total	59	39.86%
Swimming	17	11.49%
Collision	3	2.03%
PWC	5	3.38%
Capsized	11	7.43%
Falls from Boat	15	10.14%
*****Other Boating	8	5.41%
Other Falls Total	12	8.11%
Other Recreation	5	3.38%

TOTAL 148

Total Undesignated Swimming Area	58.11%
Total Falls Boat, Shore, etc.	18.24%

###Outgranted	%
YES	1 6%
NO	16 94%

17

SPD Recreation Fatality Data Summary FY98 - FY20

Gender		%
Female	21	14.2%
Male	125	84.5%
Unknown	2	1.4%
Total	148	

10 yr Age Groupings		
Age 0-9	9%	13
Age 10-20	24%	35
Age 21-30	18%	27
Age 31-40	15%	22
Age 41-50	16%	23
Age 51-60	6%	9
Age 61-70	3%	5
71 & Over	5%	7
Age Unknown	5%	7
Total		148

Other Common Age Groupings		
13 & under	12%	18
Age 14-17	9%	14
Ages 18-35	38%	56
Ages 36-53	24%	36
Age 54 & Over	11%	17

148

*Wearing PFD		%
YES	10	6.8%
NO	130	87.8%
Unknown	7	4.7%
*N/A	1	0.7%
	148	

**Alcohol/Drug		%
YES	22	15%
NO	82	55%
#Suspected	5	3%
Unk	39	26%

****Swimming Fatalities (incl boat swim)	%
Designated Area	2 2%
Undesignated Area	87 98%
Total	89

Cause			%
D = Drowning		128	86.5%
T = Trauma		14	9.5%
DH = Hypothermia		2	1.4%
M = Medical		1	0.7%
***CO = Carbon Monoxide		0	0.0%
U = Unknown		3	2.0%

148

Note:

* Not Applicable category in PFD section started in FY06

**FY06-combined alcohol/drugs together so we could summarize with previous data, assumed that if no alcohol reported then no drugs were involved

***Started tracking in FY06 - carbon monoxide as new cause

**** All swimming-related drownings including boat & swim when location is known

*****BAC, BAE, BAM,BAS (Control/Speed, Electrical, Carbon Monoxide, Skiing/Towing)

Started tracking "Suspected" Alcohol in 2010

Started including all public recreation-related fatalities in FY11

In FY18, started showing how many of the fatalities occurred in Outgranted areas.

SWD Public Recreation Fatalities One-Page Summary FY98-FY20

Activity Summary (Based on Codes)	Number	% of Total
Swimming Total	628	47.54%
Designated Area	118	8.93%
Undesignated Area	510	38.61%
Boating Total	568	43.00%
Swimming	151	11.43%
Collision	54	4.09%
PWC	34	2.57%
Capsized	125	9.46%
Falls from Boat	145	10.98%
*****Other Boating	59	4.47%
Other Falls Total	67	5.07%
Recr-not water	58	4.39%

TOTAL 1321

Total Undesignated Swimming Area	50.04%
Total Falls Boat, Shore, etc.	16.05%

###Outgranted	%
YES	45 27%
NO	122 73%

167

SWD Recreation Fatality Data Summary FY98 - FY20

Gender		%
Female	151	11%
Male	1162	88%
Unknown	8	1%
Total	1321	

Wearing PFD		%
YES	83	6%
NO	1163	88%
Unknown	34	3%
*N/A	41	3%

1321

10 yr Age Groupings		
Age 0-9	6%	76
Age 10-20	22%	290
Age 21-30	23%	306
Age 31-40	17%	221
Age 41-50	13%	166
Age 51-60	10%	128
Age 61-70	6%	78
71 & Over	3%	43
Age Unknown	1%	13
Total		1321

**Alcohol/Drug		%
YES	252	19%
NO	664	50%
# Suspected	51	4%
Unk	354	27%

1321

**** Swimming Fatalities (incl boat, swim)		%
Designated Area	116	15%
Undesignated Area	660	85%
Total Swimming	776	

Other Common Age Groupings		
13 & under	9%	119
Age14-17	10%	127
Ages 18-35	41%	537
Ages 36-53	24%	321
Age 54 & Over	15%	204

1321

Cause		
D = Drowning	1144	86.6%
T = Trauma	126	9.5%
DH = Hypothermia	27	2.0%
M = Medical	7	0.5%
***CO = Carbon Monoxide	3	1.1%
U = Unknown	14	1.1%

1321

Note:

* Not applicable category started in PFD section in FY06

**FY06-combined alcohol/drugs together so we could summarize with previous data, assumed that if no alcohol reported then no drugs were involved

***Started tracking in FY06 - carbon monoxide as new cause

**** All swimming-related drownings including boating & swimming when location is known

*****BAC, BAE, BAM,BAS (Control/Speed, Electrical, Carbon Monoxide, Skiing/Towing)

Started tracking "Suspected" Alcohol in 2010

Started counting all public recreation-related fatalities in FY11

In FY18, started showing how many of the fatalities occurred in Outgranted areas.



FY20 USACE Public Recreation Fatalities Associated with NOT wearing a LIFE JACKET

- **01-Oct-2019, Tuesday, 1830 hrs** 25-year-old male was riding as a passenger on a PWC, fell off and operator of PWC had not noticed the victim has fallen off, No alcohol involved, NO LIFE JACKET WORN, USACE managed area at Somerville Lake in SWF.
- **05-Oct-2019, Saturday, 1600 hrs** 44-year-old female with a friend floating on inflatable tubes outside a designated swimming area, wind blew them away from the vicinity of the beach area, in attempting to get back to shore they panicked and fell of the tubes into the water, the girl with the victim was rescued by someone on a PWC, No alcohol involved, NO LIFE JACKET WORN, USACE managed area at Allatoona Lake in SAM.
- **11-Oct-2019, Friday, 1515 hrs** 15-year-old male was part of a group of high school students, victim fell into the water from the river bank, three of the other students tried rescuing the victim, No alcohol involved, NO LIFE JACKET WORN, USACE managed area at Black Warrior and Tombigbee Rivers in SAM.
- **11-Oct-2019, Friday, 1515 hrs** 15-year-old female was one of the students that tried rescuing the person that fell into the water (see above), No alcohol involved, NO LIFE JACKET WORN, USACE managed area at Black Warrior and Tombigbee Rivers in SAM.
- **22-Oct-2019, Tuesday, 1257 hrs** 70-year-old male boating with another person, victim was working on the boat motor and fell in, No alcohol involved, NO LIFE JACKET WORN, Outgranted area at Somerville Lake in SWF.
- **22-Oct-2019, Tuesday, 1800 hrs** 54-year-old male's body found floating near marina dock, Unknown if alcohol was involved, NO LIFE JACKET WORN, Outgranted managed area at J. Percy Priest Lake in LRN.
- **15-Nov-2019, Friday, Time Unknown** 39-year-old male fell into the water from shoreline, Unknown if alcohol was involved, NO LIFE JACKET WORN, USACE managed area at Pomme de Terre Lake in NWK.
- **01-Feb-2020, Saturday, Time Unknown** 33-year-old male was last seen delusional and hallucinating, it is suspected that the victim fell into the water intentionally, Drugs suspected to be involved, NO LIFE JACKET WORN, USACE managed area at Lake Sidney Lanier at SAM.

- **15-Feb-2020, Saturday, 1106 hrs** 48-year-old male found clinging to his kayak, was in the water approx. 45 minutes, was unresponsive when EMS arrived, No alcohol involved, NO LIFE JACKET WORN, Outgranted area at Lavon Lake in SWF.
- **19-Feb-2020, Wednesday, 1028 hrs** 47-year-old female was shoreline fishing, Alcohol was involved, NO LIFE JACKET WORN, USACE managed area at Arkabutla Lake in MVK.
- **02-Mar-2020, Monday, 0925 hrs** 24-year-old male walked into the water, started struggling and went under water, mother arrived in a vehicle while he was walking into the water, she grabbed a nearby life jacket and went in after him but realized she could not make it and returned to shore, Unknown if alcohol was involved, NO LIFE JACKET WORN, USACE managed area at Tenkiller Ferry Lake in SWT.
- **06-Mar-2020, Friday, 1630 hrs** 79-year-old male ice fishing alone and fell through the ice with his ATV, Unknown if alcohol was involved, NO LIFE JACKET WORN, USACE managed area at Fort Peck Project in NWO.
- **07-Mar-2020, Saturday, 1157 hrs** 35-year-old male returning from hunting, attempted to walk across a bridge that was approx. 1.5 to 2' under water with moderate current, victim stepped off side of bridge, falling into creek, and could not swim, No alcohol involved, NO LIFE JACKET WORN, Outgranted area at Wright Patman Lake in SWF.
- **13-Mar-2020, Friday, 0100 hrs** 69-year-old male fishing from river bank with another person, fell into the water, attempted to swim but was unsuccessful, No alcohol was involved, NO LIFE JACKET WORN, USACE managed area at Belton Lake in SWF.
- **22-Mar-2020, Sunday, 1000 hrs** 74-year-old male found in water near shoreline, Unknown if alcohol was involved, NO LIFE JACKET WORN, USACE managed area at Raystown Lake in NAB.
- **08-Apr-2020, Wednesday, 1800 hrs** 17-year-old male cliff jumping, after hitting the water he surfaced once and then went under water and did not resurface, Unknown if alcohol was involved, NO LIFE JACKET WORN, USACE managed area at Falls Lake in SAW.
- **24-Apr-2020, Friday, 1645 hrs** 25-year-old male operating a PWC and jumped a wake of friend's PWC, this caused the victim and his two passengers to be ejected from the PWC, the two passengers were rescued by friend on the other PWC, victim did not know how to swim, Unknown if alcohol was involved, NO LIFE JACKET WORN, USACE managed area at J. Percy Priest Lake in LRN.
- **25-Apr-2020, Saturday, Time Unknown** 25-year-old male was kayaking with three other people, two of them tried to place a dog that was with them on another kayak, the dog fell in and was wearing a life jacket, the victim went into the water for the dog, went under water and did not resurface, No alcohol involved, NO LIFE JACKET WORN, USACE managed area at Allatoona Lake in SAM.
- **01-May-2020, Friday, 1630 hrs** 26-year-old male cliff jumping, after jumping into the water he was swimming back to shore and went under water, Unknown if alcohol was involved, NO LIFE JACKET WORN, USACE managed area at J. Percy Priest Lake in LRN.
- **02-May-2020, Saturday, 1400 hrs** 21-year-old male was kayaking across the lake with another kayaker, they turned around due to wind, the other kayaker lost sight of the victim and saw the victim's kayak floating empty, No alcohol involved, NO LIFE JACKET WORN, USACE managed area at Tuttle Creek Lake in NWK.
- **04-May-2020, Monday, 1530 hrs** 19-year-old male was swimming in the lake with a friend, victim went under water approx. 20-25' from shore, Unknown if alcohol was involved, NO LIFE JACKET WORN, Outgranted area at B. Everett Jordan Lake in SAW.

- **10-May-2020, Sunday, 0600 hrs** 54-year-old male last seen in a canoe, body found by fisherman, Unknown if alcohol was involved, NO LIFE JACKET WORN, USACE managed area at Lake Texoma in SWT.
- **11-May-2020, Monday, 0845 hrs** 68-year-old male boating alone and fell overboard shortly after launching his boat, Unknown if alcohol was involved, NO LIFE JACKET WORN, USACE managed area at Walter F. George Lock and Dam in SAM.
- **13-May-2020, Wednesday, 1715 hrs** 9-year-old male playing along shoreline with friend while friend's dad was fishing, slipped and fell into water and went under, by the time the friend's dad got to where the boy fell in he could not see the boy or any sign of him and he could not swim, No alcohol involved, NO LIFE JACKET WORN, Outgranted area at Falls Lake in SAW.
- **17-May-2020, Sunday, Time Unknown** 55-year-old male boating alone, Unknown if alcohol was involved, NO LIFE JACKET WORN, USACE managed area at Beaver Lake in SWL.
- **18-May-2020, Monday, 1603 hrs** 25-year-old male was at the lake with fiancée and a friend, victim was on an inner tube 10-15' from shore, water depth approx. 100', fell off inner tube, struggled in the water and went under, No alcohol involved, NO LIFE JACKET WORN, USACE managed area at Canyon Lake in SWF.
- **19-May-2020, Tuesday, 1630 hrs** 19-year-old male swimming across cove, Unknown if alcohol was involved, NO LIFE JACKET WORN, USACE managed area at Abiquiu Lake in SPA.
- **23-May-2020, Saturday, 0930 hrs** 52-year-old male fishing from stern of a boat that was tied to shore, fell overboard as a result of a cardiac arrest, cause of death drowning, Unknown if alcohol was involved, NO LIFE JACKET WORN, USACE managed area at Lake Barkley in LRN.
- **23-May-2020, Saturday, 1830 hrs** 20-year-old male swimming in undesignated swimming area, Unknown if alcohol was involved, NO LIFE JACKET WORN, USACE managed area at Keystone Lake in SWT.
- **25-May-2020, Monday, 1600 hrs** 33-year-old male was in a small boat with two other men, boat capsized, two of them were able to cling to one life jacket, victim struggled in the water and went under, No alcohol involved, NO LIFE JACKET WORN, Outgranted area at Stillhouse Hollow Lake in SWF.
- **25-May-2020, Monday, 1620 hrs** 17-year-old male swimming in designated area, Unknown if alcohol was involved, NO LIFE JACKET WORN, USACE managed area at Skiatook Lake in SWT.
- **26-May-2020, Tuesday, 1010 hrs** 84-year-old male boating alone, Unknown if alcohol was involved, NO LIFE JACKET WORN, Outgranted area at Oologah Lake in SWT.
- **26-May-2020, Tuesday, 1600 hrs** 18-year-old male swimming at state park beach, No alcohol involved, NO LIFE JACKET WORN, Outgranted managed area at Clarence J. Brown Lake in LRL.
- **26-May-2020, Tuesday, 1951 hrs** 16-year-old male jumping from rock outcrop into the water with friends, Unknown if alcohol was involved, NO LIFE JACKET WORN, Outgranted area at Francis E. Walter Dam in NAP.
- **27-May-2020, Wednesday, 1222 hrs** 19-year-old male was camping and was found floating in the water, Unknown if alcohol was involved, NO LIFE JACKET WORN, Outgranted area at Lake Texoma in SWT.

- **30-May-2020, Saturday, 1800 hrs** 21-year-old male launched from USACE outgranted recreation marina with two other people in 15' fishing boat that capsized due to thunderstorm and heavy winds, two of them made it to shore, Unknown if alcohol was involved, NO LIFE JACKET WORN, Outgranted area of Palouse River in NWW.
- **31-May-2020, Sunday, 1315 hrs** 66-year-old male entered the water to go hand fishing for catfish, complained of chest pains before entering the water, cause of death was drowning, Unknown if alcohol was involved, NO LIFE JACKET WORN, USACE managed area at Rend Lake in MVS.
- **31-May-2020, Sunday, 1405 hrs** 28-year-old male in a no swim area zone near the dam on a pontoon boat with friends and jumped off boat into water and went under water, Unknown if alcohol was involved, NO LIFE JACKET WORN, USACE managed area at Alum Creek Lake in LRH.
- **31-May-2020, Sunday, Time Unknown** 40-year-old male canoeing with wife and two friends, standing throwing cast net and canoe capsized, wife and friends made it to shore, Unknown if alcohol was involved, NO LIFE JACKET WORN, USACE managed area at Bonnet Carre Spillway in MVN.
- **01-Jun-2020, Monday, 1645 hrs** 11-year-old female camping with family, last seen sitting on a submerged picnic table, No alcohol involved, NO LIFE JACKET WORN, Outgranted area at Broken Bow Lake in SWT.
- **05-Jun-2020, Friday, 1500 hrs** two 23-year-old males (double drowning) were swimming in lake with two women when their houseboat began drifting away, victims swam after houseboat and went under water, water in area is roughly 135' deep and had a swift current at the time, a boat picked up the two women, Unknown if alcohol was involved, NO LIFE JACKET WORN, USACE managed area at Lake Cumberland in LRN.
- **06-Jun-2020, Saturday, 1623 hrs** 34-year-old male wade fishing with friend approx. 200 yards from dam, slipped while standing, fell into deeper water, and began to struggle to stay above water, friend tried to rescue him and also drown (double fatality), No alcohol involved, NO LIFE JACKET WORN, USACE managed area at Lewisville Lake in SWF.
- **06-Jun-2020, Saturday, 1730 hrs** 22-year-old male was swimming in river below dam with two friends when water was released from the dam, victim was in the middle of the river when water started rising and he could not make it to shore, Unknown if alcohol was involved, NO LIFE JACKET WORN, USACE managed area at Laurel River Lake in LRN.
- **06-Jun-2020, Saturday, 2015 hrs** 9-year-old male sitting on the back of a boat that was idling at the boat dock waiting on the tow vehicle and trailer and fell overboard, No alcohol was involved, NO LIFE JACKET WORN, Outgranted area at Eufaula Lake in SWT.
- **07-Jun-2020, Sunday, 1700 hrs** 21-year-old male jumped off boat ramp courtesy dock into the water, struggled to come to the surface of the water, grabbed ahold of his girlfriend who was swimming near the dock, started pulling her under, he let go, and did not resurface, Unknown if alcohol was involved, NO LIFE JACKET WORN, USACE managed area at Nolin Lake in LRL.
- **07-Jun-2020, Sunday, 1816 hrs** 26-year-old male swimming in cove with two friends, Suspected that alcohol was involved, NO LIFE JACKET WORN, USACE managed area at Lewisville Lake in SWF.
- **08-Jun-2020, Monday, 1012 hrs** 16-year-old male swimming and went under, a group of individuals camping witnessed the drowning but did not report it until they returned to Louisiana, No alcohol involved, NO LIFE JACKET WORN, USACE managed area at Lewisville Lake in SWF.

- **09-Jun-2020, Tuesday, 1945 hrs** 33-year-old male swimming out to a distant buoy line that delineated the swimming area and went under water, Unknown if alcohol was involved, NO LIFE JACKET WORN, USACE managed area at Lake Texoma in SWT.
- **12-Jun-2020, Friday, 1300 hrs** 46-year-old male was with family swimming in an area around boat ramp, began to struggle, tried calling out for help but couldn't due to swallowing water, went under and did not resurface, Unknown if alcohol was involved, NO LIFE JACKET WORN, Outgranted managed area at Green River Lake in LRL.
- **12-Jun-2020, Friday, 1815 hrs** 34-year-old male tried swimming across a cove, Unknown if alcohol was involved, NO LIFE JACKET WORN, USACE managed area at Stillhouse Hollow Lake in SWF.
- **13-Jun-2020, Saturday, 1130 hrs** 24-year-old male jumped from a boat to swim to a sandbar, No alcohol involved, NO LIFE JACKET WORN, USACE managed area at Tennessee-Tombigbee Waterway in SAM.
- **13-Jun-2020, Saturday, 1340 hrs** 19-year-old male swimming off the end of a dock, people in the area said they saw him swimming then turned away for a minute or two and when they turned back around the victim was nowhere to be seen, Unknown if alcohol was involved, NO LIFE JACKET WORN, Outgranted area at Hartwell Lake in SAS.
- **13-Jun-2020, Saturday, 1727 hrs** 26-year-old male boating with friends, dove into the water from the back of the boat and did not resurface, Alcohol was involved, NO LIFE JACKET WORN, USACE managed area at New Hogan Lake in SPK.
- **14-Jun-2020, Sunday, 1420 hrs** 19-year-old male swimming in undesignated (a cove) area with 3 friends, Unknown if alcohol was involved, NO LIFE JACKET WORN, Outgranted area at Lake Sidney Lanier in SAM.
- **14-Jun-2020, Sunday, 1700 hrs** 39-year-old male was at the lake with his 7-year old son swimming, No alcohol involved, NO LIFE JACKET WORN, USACE managed area at Ray Roberts Lake in SWF.
- **14-Jun-2020, Sunday, 1935 hrs** 85-year-old male found floating in lake, reported that he went swimming in the lake every day, Unknown if alcohol was involved, NO LIFE JACKET WORN, Outgranted area at Lake Texoma in SWT.
- **16-Jun-2020, Tuesday, 0730 hrs** 48-year-old male moored boat and was on sandbar with wife, son swimming with life jacket on and drifted out into the river. Dad (victim) tried to rescue son and drown. Son made it to shore around the bend of river, Unknown if alcohol was involved, NO LIFE JACKET WORN, USACE managed area at George W. Andrews Project in SAM.
- **16-Jun-2020, Tuesday, 1145 hrs** 77-year-old male fell overboard fishing, Unknown if alcohol was involved, NO LIFE JACKET WORN, USACE managed area at Lewisville Lake in SWF.
- **20-Jun-2020, Saturday, 1800 hrs** 51-year-old male crashed his PWC and was ejected from the vessel, Unknown if alcohol was involved, NO LIFE JACKET WORN, USACE managed area at Old Hickory Lock and Dam in LRN.
- **22-Jun-2020, Monday, 1300 hrs** 36-year-old male on rental party barge with approx. 15 people, got in the water to swim, went underwater approx. 5 minutes later, he knew how to swim, Unknown if alcohol was involved, NO LIFE JACKET WORN, USACE managed area at Allatoona Lake in SAM.
- **22-Jun-2020, Monday, 1800 hrs** 21-year-old male went underwater and didn't resurface at designated swimming area, No alcohol involved, NO LIFE JACKET WORN, USACE managed area at Lake O the Pines in SWF.

- **22-Jun-2020, Monday, 1830 hrs** 22-year-old male on pontoon boat with others, while boat was underway fell overboard, received head injury and drown, it was suspected that alcohol was involved, NO LIFE JACKET WORN, USACE managed area at Barren River Lake in LRL.
- **23-Jun-2020, Tuesday, 1800 hrs** 65-year-old male fishing from boat with his wife, reached to grab a tree to tie the boat to, lost his balance and fell into the water, wife tried to give him a life jacket after he fell in but he sank too quickly, No alcohol involved, NO LIFE JACKET WORN, USACE managed area at Hillsdale Lake in NWK.
- **25-Jun-2020, Thursday, 1630 hrs** 27-year-old male entered the water from shoreline to swim, Unknown if alcohol was involved, NO LIFE JACKET WORN, USACE managed area at Hensley Lake in SPK.
- **25-Jun-2020, Thursday, 2020 hrs** 45-year-old male loading his boat by himself, after backing the trailer into the water his boat began drifting away from the shoreline, he attempted to swim to retrieve his boat, No alcohol involved, NO LIFE JACKET WORN, USACE managed area at Belton Lake in SWF.
- **28-Jun-2020, Sunday, 1256 hrs** 18-year-old male (Fort Campbell soldier) jumped into water from a rope swing, momentarily surfaced but was struggling and went under water, Army Preliminary Loss Report (PLR) is PLR 20-062, Unknown if alcohol was involved, NO LIFE JACKET WORN, USACE managed area at Lake Barkley in LRN.
- **29-Jun-2020, Monday, 1515 hrs** 84-year-old female fishing from shoreline dock and was found floating in the water, Unknown if alcohol was involved, NO LIFE JACKET WORN, USACE managed area at Lake Seminole in SAM.
- **29-Jun-2020, Monday, 1600 hrs** 45-year-old male swimming in designated swimming area holding onto an inflatable tube, family saw him struggle and disappear under water, Alcohol was involved, NO LIFE JACKET WORN, USACE managed area at Wilson Lake in NWK.
- **30-Jun-2020, Tuesday, 1500 hrs** 58-year-old male boating with family, tossing anchor out and fell overboard, floated on back while family tried to rescue him, but could not get close enough due to wind and wave action, No alcohol involved, NO LIFE JACKET WORN, USACE managed area at Keystone Lake in SWT.
- **03-Jul-2020, Friday, 1030 hrs** 46-year-old male boating and fell overboard, boat found running still in gear on the bank with no one in it, was following another boat up river from the boat ramp to set up camp on the river bank, No alcohol involved, NO LIFE JACKET WORN, USACE managed area at Hulah Lake in SWT.
- **03-Jul-2020, Friday, 1451 hrs** 37-year-old male jumped into the water to save his 8-year-old son who had fallen from the boat that was moving, child was rescued by a nearby boater, father was swept away by the current, Unknown if alcohol was involved, NO LIFE JACKET WORN, USACE managed area at Lake Oahe in NWO.
- **03-Jul-2020, Friday, 1710 hrs** 59-year-old male was on boat with wife and friends, jumped into the water to urinate, Suspected alcohol was involved, NO LIFE JACKET WORN, USACE managed area at Lake Sidney Lanier in SAM.
- **03-Jul-2020, Friday, 2100 hrs** 28-year-old male diving off fishing pier with friends, Unknown if alcohol was involved, NO LIFE JACKET WORN, Outgranted area at Richard B. Russell Lake in SAS.
- **04-Jul-2020, Saturday, 1233 hrs** 45-year-old male swimming alone in designated swimming area, No alcohol involved, NO LIFE JACKET WORN, USACE managed area at Lake Sidney Lanier in SAM.

- **04-Jul-2020, Saturday, 1515 hrs** 22-year-old male on single seat kayak with girlfriend when it capsized approx. 50' from shore, victim went under water and did not resurface, and girlfriend was rescued by people recreating nearby, Unknown if alcohol was involved, NO LIFE JACKET WORN, USACE managed area at Cave Run Lake in LRL.
- **04-Jul-2020, Saturday, 1600 hrs** 25-year-old male in "party cove" boating with friends, jumped into swim and went under water, Suspected that alcohol was involved, NO LIFE JACKET WORN, USACE managed area at Canyon Lake in SWF.
- **04-Jul-2020, Saturday, 1900 hrs** 13-year-old female was swimming with her sister and her sister's boyfriend when she went underwater and did not resurface, No alcohol involved, NO LIFE JACKET WORN, USACE managed area at Grapevine Lake in SWF.
- **06-Jul-2020, Monday, 1714 hrs** 37-year-old male was riding with others on a boat, while the boat was moving he dove off into the water, as the boat circled back to get him, his girlfriend jumped in and some type of altercation ensued, during the altercation the victim vomited and went under water and didn't resurface, Alcohol was involved, NO LIFE JACKET WORN, USACE managed area at Rend Lake in MVS.
- **06-Jul-2020, Monday, 1730 hrs** 17-year-old male swimming in cove with family and friends, tried swimming across the cove, got tired, turned back and was approx. 80' from shore when he went under water, Unknown if alcohol was involved, NO LIFE JACKET WORN, USACE managed area at Lake Cumberland in LRN.
- **06-Jul-2020, Monday, 2130 hrs** 17-year-old male swimming with family in designated swimming area, Unknown if alcohol was involved, NO LIFE JACKET WORN, Outgranted area at Greers Ferry Lake in SWL.
- **11-Jul-2020, Saturday, 0809 hrs** 64-year-old male fishing from shoreline by himself, trauma was noticed on mouth and nose, Drugs were suspected to be involved, NO LIFE JACKET WORN, USACE managed area at Allatoona Lake in SAM.
- **11-Jul-2020, Saturday, 1630 hrs** 77-year-old male was working on his pontoon boat trolling motor near marina boat ramp, nearby boater found him unresponsive in the water, Unknown if alcohol was involved, NO LIFE JACKET WORN, Outgranted managed area at J. Percy Priest Lake in LRN.
- **11-Jul-2020, Saturday, Time Unknown** 28-year-old male swimming from a pontoon boat, No alcohol involved, NO LIFE JACKET WORN, Outgranted managed area at Lake Sidney Lanier in SAM.
- **12-Jul-2020, Sunday, 1420 hrs** 16-year-old male swimming with family in undesignated swimming area, started struggling and went under, Unknown if alcohol was involved, NO LIFE JACKET WORN, USACE managed area at Keystone Lake in SWT.
- **15-Jul-2020, Wednesday, 1930 hrs** 18-year-old male swimming with a group of friends, fell off "floaty", and went under the water, could not swim, Suspected that alcohol was involved, NO LIFE JACKET WORN, Outgranted area at Beaver Lake in SWL.
- **16-Jul-2020, Thursday, 2115 hrs** 58-year-old male swimming in lake near his home, floating face down with the life jacket tied around his waist, Unknown if alcohol was involved, NO LIFE JACKET WORN (life jacket was not worn properly), Outgranted area at Lake Texoma in SWT.
- **17-Jul-2020, Friday, 0800 hrs** 26-year-old male (Ft Hood Solider), drowned in the spillway, Army Preliminary Loss Report (PLR) is PLR 20-066, Unknown if alcohol was involved, NO LIFE JACKET WORN, USACE managed area at Stillhouse Hollow Lake in SWF.

- **18-Jul-2020, Saturday, 1800 hrs** 8-year-old male was on riprap shoreline and fell into the water, two family members tried to rescue him, No alcohol was involved, NO LIFE JACKET WORN, Outgranted area at Falls Lake in SAW.
- **18-Jul-2020, Saturday, 1900 hrs** 31-year-old female swimming around boat with friends, Unknown if alcohol was involved, NO LIFE JACKET WORN, USACE managed area at Somerville Lake in SWF.
- **18-Jul-2020, Saturday, 1944 hrs** 26-year-old female died from injuries she sustained after being run over by a boat operated by friends, it is suspected she fell off the boat, No alcohol involved, NO LIFE JACKET WORN, USACE managed area at Canyon Lake in SWF.
- **19-Jul-2020, Sunday, 1000 hrs** 65-year-old male swimming in association with boat, No alcohol involved, NO LIFE JACKET WORN, USACE managed area at Fort Gibson Lake in SWT.
- **19-Jul-2020, Sunday, 1705 hrs** 55-year-old male was with friends boating and jumped into the water to swim out to an anchored vessel when he began to struggle and went under water, Unknown if alcohol was involved, NO LIFE JACKET WORN, USACE managed area at Wappapello Lake in MVS.
- **19-Jul-2020, Sunday, 2000 hrs** 28-year-old male swimming to retrieve a ball that had drifted approx. 30' from shore, Unknown if alcohol was involved, NO LIFE JACKET WORN, USACE managed area at J. Percy Priest Lake in LRN.
- **20-Jul-2020, Monday, Time Unknown** 6-year-old male struck by PWC while swimming, male PWC operator in his twenties lost control of his PWC and struck several people that were swimming, No alcohol involved, NO LIFE JACKET WORN, Outgranted area at Foster Lake in NWP.
- **22-Jul-2020, Wednesday, 1630 hrs** 62-year-old male swimming with wife in the lake near their campsite, Unknown if alcohol was involved, NO LIFE JACKET WORN, Outgranted area at B. Everett Jordan Lake in SAW.
- **23-Jul-2020, Thursday, 1100 hrs** 60-year-old male and 46-year-old male (double drowning) in a boat fishing below dam when one of the gates raised, the increase current initially pulled the boat toward the dam pinning the boat against the concrete structure, the person operating the boat tried to back away from the dam, the boat was pulled into the dam and capsized causing boat men to fall into the water, No alcohol was involved, NO LIFE JACKET WORN, USACE managed area at Smithland Locks and Dam in LRL.
- **24-Jul-2020, Friday, 1630 hrs** 30-year-old female swimming around the north bank of the dam area and jumped off some rocks, went underwater and didn't resurface, Alcohol was involved, NO LIFE JACKET WORN, USACE managed area at Keystone Lake in SWT.
- **24-Jul-2020, Friday, 1648 hrs** 17-year-old male was with two friends using rope swing, they attempted to swim across a 40-yard cove to a dock, about half-way across victim began to struggle, one of his friends attempted to assist and stopped because the victim was pulling him under, the rope swing was removed because they are not authorized on USACE lakes, Unknown if alcohol was involved, NO LIFE JACKET WORN, USACE managed area at Lake Sidney Lanier in SAM.
- **25-Jul-2020, Saturday, 0200 hrs** 20-year-old male swimming with a large group of teenagers, Alcohol was involved, NO LIFE JACKET WORN, USACE managed area at Skiatook Lake in SWT.

- **25-Jul-2020, Saturday, 0913 hrs** 30-year-old male while retrieving a child wearing a life jacket that had floated away from the boat the victim lost his shoe, when the victim went to retrieve his shoe he went under water, No alcohol involved, NO LIFE JACKET WORN, USACE managed area at Lake Texoma in SWT.
- **25-Jul-2020, Saturday, 1540 hrs** 10-year-old female swimming inside designated swimming area with friends, water approx. 5 feet deep, No alcohol involved, NO LIFE JACKET WORN, USACE managed area at Lake Shelbyville in MVS.
- **25-Jul-2020, Saturday, 1800 hrs** 3-year-old female toddler was missing for 3 to 10 minutes, found in approx. 4 to 5 feet of water along boundary of designated swim area, No alcohol involved, NO LIFE JACKET WORN, USACE managed area at Lake Sidney Lanier in SAM.
- **25-Jul-2020, Saturday, 2030 hrs** 46-year-old male wading at designated swimming area, was not a good swimmer, went under water and did not resurface, Unknown if alcohol was involved, NO LIFE JACKET WORN, USACE managed area at Clarence J. Brown Lake in LRL.
- **26-Jul-2020, Sunday, 1509 hrs** 26-year-old female boating with friends (3 males & 4 females) all females were wearing life jackets except the victim, the boat was accelerating and turned, victim fell off the back of the boat, Suspected that alcohol was involved, NO LIFE JACKET WORN, USACE managed area at Lewisville Lake in SWF.
- **26-Jul-2020, Sunday, 1530 hrs** 3-year-old male wandered off from family at state recreation area and fell into the lake, No alcohol was involved, NO LIFE JACKET WORN, Outgranted managed area at Cecil M. Harden Lake in LRL.
- **26-Jul-2020, Sunday, 2001 hrs** 32-year-old male aboard a boat, fell into the water, went under and did not resurface, Suspected that alcohol was involved, NO LIFE JACKET WORN, USACE managed area at Lewisville Lake in SWF.
- **27-Jul-2020, Monday, 0630 hrs** 67-year-old male launching his boat by himself, boat got away from him and he tried to retrieve it, Unknown if alcohol was involved, NO LIFE JACKET WORN, USACE managed area at Lake Oahe in NWO.
- **30-Jul-2020, Thursday, 1924 hrs** 21-year-old male swimming with girlfriend in cove, girlfriend was on a float that started drifting away, victim swam after girlfriend but wasn't able to reach her and started struggling and went under, girlfriend was able to make it back to shore, No alcohol was involved, NO LIFE JACKET WORN, USACE managed area at Belton Lake in SWF.
- **01-Aug-2020, Saturday, 1657 hrs** 24-year-old male (Fort Hood Solider), being pulled on an inner tube behind a boat, fell off and went underwater, victim was wearing an unbuckled life jacket that came off when he fell of the inner tube. Army Preliminary Loss Report (PLR) # is PLR 20-067, No alcohol involved, NO LIFE JACKET WORN, USACE managed area at Stillhouse Hollow Lake in SWF.
- **01-Aug-2020, Saturday, Time Unknown** 46-year-old male using a cast net along the wall at the south end of the powerhouse and fell into the water, last seen being drawn towards the generator outlet, Unknown if alcohol was involved, NO LIFE JACKET WORN, USACE managed area at Robert S. Kerr Lock and Dam in SWT.
- **02-Aug-2020, Sunday, 1230 hrs** 39-year-old male swimming with family at designated swimming area at county park, was in approximately 8' of water, told his mom he was not going to be able to make it back to shore, began struggling, and went under water, Unknown if alcohol was involved, NO LIFE JACKET WORN, Outgranted managed area at Lake Cumberland in LRN.

- **02-Aug-2020, Sunday, 1425 hrs** 70-year-old female found floating in the water behind her campsite, Unknown if alcohol was involved, NO LIFE JACKET WORN, USACE managed area at John H. Kerr Lake in SAW.
- **02-Aug-2020, Sunday, 1528 hrs** 36-year-old male jumped into water from pontoon boat to help an 18-year-old that was struggling in the water, took his life jacket off because it was choking him, 18-year-old was able to make it out of the water, Suspected alcohol was involved, NO LIFE JACKET WORN, USACE managed area at Grapevine Lake in SWF.
- **02-Aug-2020, Sunday, 1915 hrs** 19-year-old male swimming from dock to boat ramp, could not make it so he turned around and went underwater while swimming back to the dock, Suspected that alcohol was involved, NO LIFE JACKET WORN, Outgranted area at John H. Kerr Lake in SAW.
- **03-Aug-2020, Monday, 1700 hrs** 21-year-old male walked out into the water and began swimming in the deep part, struggled and went under, No alcohol involved, NO LIFE JACKET WORN, USACE managed area at Eufaula Lake in SWT.
- **03-Aug-2020, Monday, 1915 hrs** 20-year-old male and two other people were being pulled on a tube behind a boat when the boat operator made a sharp turn and ran over them (one killed, two injured), it was suspected that alcohol was involved, NO LIFE JACKET WORN, USACE managed area at Alum Creek Lake in LRH.
- **08-Aug-2020, Saturday, 1655 hrs** 3-year-old male had been wearing a life jacket all day and as parents were packing up to leave the beach the boy slipped away from the family and re-entered the water without wearing a life jacket, No alcohol involved, NO LIFE JACKET WORN, USACE managed area at Lewisville Lake in SWF.
- **08-Aug-2020, Saturday, 1830 hrs** 42-year-old male jumped from a moving boat and did not resurface, Alcohol was involved, NO LIFE JACKET WORN, USACE managed area at Black Warrior and Tombigbee Rivers in SAM.
- **10-Aug-2020, Monday, 1645 hrs** 42-year-old male rented a pontoon boat with a group of friends, they stopped near the marina and victim jumped into the water, he could not swim, began struggling and disappeared under water, Unknown if alcohol was involved, NO LIFE JACKET WORN, USACE managed area at J. Percy Priest Lake in LRN.
- **12-Aug-2020, Wednesday, 1145 hrs** 35-year-old male rented a houseboat with girlfriend, decided to go swimming, victim swam away from the houseboat, was unable to swim back and went under water, Unknown if alcohol was involved, NO LIFE JACKET WORN, USACE managed area at Lake Kaweah in SPK.
- **12-Aug-2020, Wednesday, 1900 hrs** 3-year-old female was with babysitter and was part of a small group, was last seen near the edge of the water, No alcohol involved, NO LIFE JACKET WORN, USACE managed area at Belton Lake in SWF.
- **16-Aug-2020, Sunday, 1835 hrs** 25-year-old male riding PWC when storm came through, riding next to a pontoon boat with a group of people on it, during storm pontoon boat drifted up against the dam and passengers were rescued, PWC washed up on shore with no sign of the victim, Unknown if alcohol involved, NO LIFE JACKET WORN, USACE managed area at Ray Roberts Lake in SWF.
- **16-Aug-2020, Sunday, 2000 hrs** 34-year-old female at lake with a friend in an area adjacent to boat ramp, went under water and didn't resurface, Unknown if alcohol was involved, NO LIFE JACKET WORN, USACE managed area at J. Percy Priest Lake in LRN.

- **16-Aug-2020, Sunday, 2054 hrs** 27-year-old male swimming across a cove to a peninsula and back, stopped to rest for a short while, eventually turned around and headed back but did not make it, Alcohol was involved, NO LIFE JACKET WORN, USACE managed area at Somerville Lake in SWF.
- **21-Aug-2020, Friday, 1300 hrs** 52-year-old male boating with woman and her teenage daughter, jumped in the water to retrieve a tube that was floating away, began struggling to swim and went under the water, Unknown if alcohol was involved, NO LIFE JACKET WORN, Outgranted area at Fall Creek Lake in NWP.
- **22-Aug-2020, Saturday, 1900 hrs** 26-year-old male helped girlfriend that was struggling in the water and after helping her to safety went under water, Unknown if alcohol was involved, NO LIFE JACKET WORN, Outgranted area at Lake Oahe in NWO.
- **22-Aug-2020, Saturday, 1930 hrs** 5-year-old female on a raft with other people, fell into the water and did not resurface, No alcohol involved, NO LIFE JACKET WORN, Outgranted area at Longview Lake in NWK.
- **22-Aug-2020, Saturday, Time Unknown** 28-year-old male found naked floating in the water, Unknown if alcohol was involved, NO LIFE JACKET WORN, USACE managed area at Lake Texoma.
- **23-Aug-2020, Sunday, 1810 hrs** 16-year-old male swimming in designated swimming area, No alcohol involved, NO LIFE JACKET WORN, USACE managed area at John H. Kerr Lake in SAW.
- **23-Aug-2020, Sunday, 1924 hrs** 38-year-old female swam to swim beach buoy line and was having trouble breathing, niece was with her and went to get her aunt's inhaler, when niece returned aunt had went under water, Unknown if alcohol was involved, NO LIFE JACKET WORN, Outgranted area at El Dorado Lake in SWT.
- **25-Aug-2020, Tuesday, 0915 hrs** 49-year-old male bridge jumping, was not a suicide, Unknown if alcohol was involved, NO LIFE JACKET WORN, Outgranted area at Lake Texoma in SWT.
- **25-Aug-2020, Tuesday, 1924 hrs** 21-year-old male swimming with two friends in undesignated swimming area, Unknown if alcohol was involved, NO LIFE JACKET WORN, USACE managed area at Lewisville Lake in SWF.
- **26-Aug-2020, Wednesday, 0200 hrs** 26-year-old male canoeing with another person, canoe capsized and victim was not able to make it to shore, other person did make it to shore, No alcohol involved, NO LIFE JACKET WORN, USACE managed area at Wright Patman Lake in SWF.
- **29-Aug-2020, Saturday, 1730 hrs** 55-year-old male swimming alone at state park swim beach, Unknown if alcohol was involved, NO LIFE JACKET WORN, Outgranted managed area at Nolin Lake in LRL.
- **01-Sep-2020, Tuesday, 1926 hrs** 20-year-old female fishing in boat with 3 people that were on downstream side of the spillway, got too close to the spillway's turbulent flow at the base/apron and was pulled into the flow and flipped over, one got out, one was transported to a hospital, and one drown, Unknown if alcohol was involved, NO LIFE JACKET WORN, USACE managed area at Oliver Lock and Dam (BWT) in SAM.
- **02-Sep-2020, Wednesday, Time Unknown** 63-year-old male fishing alone, boat found partially sunk along shoreline, victim found approx. 15 yards from shore, Unknown if alcohol was involved, NO LIFE JACKET WORN, USACE managed area a Carters Lake in SAM.

- **05-Sep-2020, Saturday, 1720 hrs** 31-year-old male was swimming, started struggling, and went under, Unknown if alcohol was involved, NO LIFE JACKET WORN, USACE managed area at Belton Lake in SWF.
- **06-Sep-2020, Sunday, 1530 hrs** 23-year-old female slipped off boat and hit her head, Unknown if alcohol was involved, NO LIFE JACKET WORN, USACE managed area at Old Hickory Lock and Dam in LRN.
- **06-Sep-2020, Sunday, 1934 hrs** 33-year-old male on rental boat with several other people, two females were on a tube affixed to the boat while stationary and fell off and were struggling to stay above water, multiple people from the boat jumped into the water to help, the victim disappeared underwater after jumping in, No alcohol involved, NO LIFE JACKET WORN, USACE managed area at Patoka Lake in LRL.
- **06-Sep-2020, Sunday, Time Unknown** 34-year-old male boating and dropped his glasses in the water, jumped in the water to retrieve his glasses and did not resurface, Unknown if alcohol was involved, NO LIFE JACKET WORN, USACE managed area at Allatoona Lake in SAM.
- **07-Sep-2020, Monday, 1030 hrs** 20-year-old male was swimming in designated area and was found in water approx. 4-6 feet deep, Unknown if alcohol was involved, NO LIFE JACKET WORN, USACE managed area at William H. Harsha Lake in LRL.
- **07-Sep-2020, Monday, 1638 hrs** 57-year-old male was picnicking with family, went to the beach and was found later in the water unresponsive, Alcohol was involved, NO LIFE JACKET WORN, USACE managed area at Sardis Lake in MVK.
- **13-Sep-2020, Sunday, 1855 hrs** 54-year-old male was with wife and went back down to the river, fell in, tried to swim to shore but couldn't make it, Unknown if alcohol was involved, NO LIFE JACKET WORN, USACE managed area at Cheatham Lock and Dam in LRN.
- **13-Sep-2020, Sunday, 2046 hrs** 46-year-old male fishing/boating alone, No alcohol involved, NO LIFE JACKET WORN, USACE managed area at Lake Seminole in SAM.
- **20-Sep-2020, Sunday, 1452 hrs** 24-year-old male was on board a party barge with 30 other people, a few men jumped into the water to swim including the victim, on the attempt to swim to the boat the victim began struggling to make it back, a few of the men jumped in to help him, they were unsuccessful, and the victim went under the water and did not come back up, No alcohol was involved, NO LIFE JACKET WORN, USACE managed area at DeGray Lake in MVK.

FY20 USACE Public Recreation Fatalities

Associated with wearing a LIFE JACKET

- **01-Nov-2019, Friday, 1900 hrs** 73-year-old male boating alone, fell overboard while fishing, cause of death drowning and possibly hypothermia, No alcohol was involved, LIFE JACKET WORN, USACE managed area at Barren River Lake in LRL.
- **15-Jan-2020, Wednesday, 1343 hrs** 77-year-old male boating alone adjacent to dam spillway, fell overboard into turbulent water while attempting to drop anchor while fishing and vessel capsized, No alcohol involved, LIFE JACKET WORN, USACE managed area at Lake Cumberland in LRN.
- **12-Mar-2020, Thursday, 1730 hrs** 55-year-old male kayak fishing alone, was diabetic, so that is believed to be a factor in his death, cause of death drowning, Unknown if alcohol was involved, LIFE JACKET WORN, USACE managed area at Tenkiller Ferry Lake in SWT.
- **29-Apr-2020, Wednesday, 1100 hrs** 36-year-old male boating alone, boat found with trolling motor down with fishing gear and cell phone onboard, was wearing a manual inflatable life jacket, activation cord had not been pulled, victim had limited mobility due to a previous accident and could not swim, Unknown if alcohol was involved, LIFE JACKET WAS WORN, USACE managed area at Center Hill Lake in LRN.
- **06-Jun-2020, Saturday, 1623 hrs** 31-year-old male attempted to rescue friend, double fatality, No alcohol involved, LIFE JACKET WORN, USACE managed area at Lewisville Lake in SWF.
- **07-Jun-2020, Sunday, 0100 hrs** 11-year-old female on boat with family that was going at a high rate of speed when the boat struck a tree in the water, victim was ejected from boat and struck her head on the tree, No alcohol involved, LIFE JACKET WORN, Outgranted area at Lewisville Lake in SWF.
- **13-Jun-2020, Saturday, 1715 hrs** 7-year-old female sitting on tube on the swim deck of a boat as it was being operated at idle speed near a marina, fell into the water and was hit by the propeller, No alcohol involved, LIFE JACKET WORN, USACE managed area at Waurika Lake in SWT.
- **24-Jun-2020, Wednesday, 2300 hrs** 22-year-old male operating PWC at night, struck shoreline and hit a tree, passenger on PWC was injured, Suspected that alcohol was involved, LIFE JACKET WORN, USACE managed area at Tenkiller Ferry Lake in SWT.
- **13-Aug-2020, Thursday, 1810 hrs** 15-year-old male operating a PWC alongside his dad, they were crossing in front of each other very closely, dad went in front of son and son hit his dad's PWC, Unknown if alcohol was involved, LIFE JACKET WORN, USACE area at Fall River Lake in SWT.
- **27-Aug-2020, Thursday, 1746 hrs** 54-year-old male swimming near beach area and was found floating face down, Unknown if alcohol was involved, LIFE JACKET WORN, Outgranted area at Joe Pool Lake in SWF.

- **09-Sep-2020, Wednesday, 1555 hrs** 73-year-old male was receiving sailing instructions from American Sailing Assoc certified instructor within a No Wake Zone, during a planned maneuver where the sailboat is flipped upside down and then righted, victim fell overboard, instructor attempted to pull victim back into the sailboat by grabbing the back of his life jacket, life jacket came in instructor's hands, instructor threw a throw ring to victim but he did not take hold of it, it took several minutes for instructor to get the sailboat to victim, victim became unresponsive in the water, No alcohol was involved, LIFE JACKET WAS WORN, Outgranted managed area at J. Percy Priest Lake in LRN.
- **18-Sep-2020, Friday, 0740 hrs** 55-year-old male boat driven by victim crossed the path of another boat and was struck on the front port side of the boat, Unknown if alcohol was involved, LIFE JACKET WORN, USACE managed area at Table Rock Lake in SWL.
- **18-Sep-2020, Friday, 0740 hrs** 14-year-old male was in boat that was involved in collision, see above, No alcohol involved, LIFE JACKET WORN, USACE managed area at Table Rock Lake in SWL.

Lives that could have been saved if life jackets had been worn.

Boating: 41 people or 27%

Swimming in association with boats + Swimming outside a designated swimming area: 73 people or 48%

Falls from a shoreline or dock: 18 people or 12%

Swimming inside a designated swimming area: 20 people or 13%

Total: 152 people or 92% could have been saved if they had been wearing a life jacket.

Acronyms List

USACE: U.S. Army Corps of Engineers

FY: Fiscal Year (October 1 – September 30)

LRD: Great Lakes and Ohio River Division

LRH: Huntington District

LRL: Louisville District

LRN: Nashville District

LRP: Pittsburgh District

MVD: Mississippi Valley Division

MVK: Vicksburg District

MVR: Rock Island District

MVS: St. Louis District

NAD: North Atlantic Division

NAE: New England District

NWD: Northwestern Division

NWK: Kansas City District

NWO: Omaha District

NWP: Portland District

SAD: South Atlantic Division

SAM: Mobile District

SAS: Savannah District

SAW: Wilmington District

SPD: South Pacific Division

SPK: Sacramento District

SPN: San Francisco District

SWD: Southwestern Division

SWF: Fort Worth District

SWG: Galveston District

SWL: Little Rock District

SWT: Tulsa District

Link to USACE Division and District Map: www.usace.army.mil/locations.aspx